

# Aftermarket product reference manual

Australia and New Zealand, February 2023



JOHN DEERE









# Contents

<a href="#">Batteries</a>	4
<a href="#">Chemicals and cleaners</a>	8
<a href="#">Crop packaging</a>	9
<a href="#">Diesel and petrol additives</a>	10
<a href="#">Safety lights</a>	16
<a href="#">Fleetguard filters</a>	17
<a href="#">Radios</a>	18
<a href="#">Grease and grease guns</a>	20
<a href="#">Adhesives</a>	22
<a href="#">ALS oil analysis and testing</a>	24
<a href="#">Oil, lubricant and coolant</a>	26
<a href="#">Home maintenance kits and filter paks</a>	31
<a href="#">Paint</a>	32
<a href="#">Seat covers</a>	34
<a href="#">Talc and graphite</a>	41
<a href="#">Tools</a>	42
<a href="#">Workshop supplies and other accessories</a>	58



# Batteries



Whether you choose from our line of standard-duty Performance batteries or our heavy-duty StrongBox™ line, we have the battery for every need.

Although our batteries are branded John Deere, they fit most brands of vehicle or equipment. Plus, they are backed by an excellent warranty to keep your equipment moving.

## StrongBox

StrongBox batteries are built tough to demanding John Deere specifications:

- 1 | Wet-charged and ready to go
- 2 | Through the wall welded intercell connectors
- 3 | Super radial grid design with inboard lug
- 4 | Extra heavy plates
- 5 | Microporous plastic envelope separators
- 6 | Epoxy anchored plates



AU part no.	NZ part no.	Description	Classification
TY25272BAU	TY25272BNZ	Battery, wet, MF, BCI 27, CCA650, RC130	Heavy-duty commercial
TY25876BAU	TY25876BNZ	Battery, wet, MF, BCI51, CCA500, RC75	Heavy-duty commercial
TY25879BAU	TY25879BNZ	Battery, wet, MF, BCI 31, CCA925, RC75	Heavy-duty commercial
TY25881BAU	TY25881BNZ	Battery, wet, MF, BCI 45, CCA500, RC75	Heavy-duty commercial
TY26442BAU	TY26442BNZ	Battery, wet, MF, BCI 34, CCA770, RC120	Light commercial (maintenance free)
TY26498BAU	TY26498BNZ	Battery, wet, MF, BCI 22NF, CCA500, RC75	Light commercial (maintenance free)
TY26782BAU	TY26782BNZ	Battery, wet, D4, CCA1200, CA1440, RC300	Heavy-duty commercial
TY26783BAU	TY26783BNZ	Battery, wet, D5, CCA1400, CA1680, RC380	Heavy-duty commercial
TY23020BAU	TY23020BNZ	Battery, wet, 4D, CCA1400, RC410	Heavy-duty commercial
TY25221BAU	TY25221BNZ	Battery, wet, UIRMF, CCA340, RC45	Light commercial
TY27365BAU	TY27365BNZ	Battery, wet, GC2H, CCA N/A, RC255Ah	Heavy-duty deep cycle





## Performance

For use in agricultural, commercial, automotive, light truck, sport utility, lawn and garden, utility vehicle and golf cart. Performance batteries offer customers an economical alternative across many applications.



AU part no.	NZ part no.	Exide part number	Classification
CP6800AAU	CP6800ANZ	X56CMF	Passenger car
CP6801AAU	CP6801ANZ	X56DMF	Passenger car
CP6802AAU	CP6802ANZ	X55D23CMF	Passenger car
CP6808AAU	CP6808ANZ	DIN55MF	Passenger car
CP6809AAU	CP6809ANZ	DIN66MF	Passenger car
CP6810AAU	CP6810ANZ	DIN88MF	Passenger car
CP6821AAU	CP6821ANZ	N50ZZLMF	SUV / 4WD / light commercial
CP6822AAU	CP6822ANZ	N50ZZMF	SUV / 4WD / light commercial
CP6825AAU	CP6825ANZ	N70ZZLMF	SUV / 4WD / light commercial
CP6826AAU	CP6826ANZ	N70ZZMF	SUV / 4WD / light commercial
CP6845AAU	CP6845ANZ	N100CMF	Heavy commercial
CP6838AAU	CP6838ANZ	N100DMF	Heavy commercial
CP6828AAU	CP6828ANZ	31-950	Heavy commercial
CP6829AAU	CP6829ANZ	31-950C	Heavy commercial
CP6842AAU	CP6842ANZ	U1LMF	Mower
CP6850AAU	CP6850ANZ	N06	Mower
CP6846AAU	CP6846ANZ	N150MFE	Heavy commercial
CP6847AAU	CP6847ANZ	N120MFF	Heavy commercial
CP6848AAU	CP6848ANZ	N150MFF	Heavy commercial
CP6849AAU	CP6849ANZ	N200MFF	Heavy commercial





# Chemicals and cleaners

John Deere offer a wide range of premium cleaners, oils and lubricants suitable for any tough job. From our cleaners that have a no streak formula while creating a dirt resistant barrier, to our heavy duty wipes making it easy to remove grease and oil, our products are developed to protect and clean your machine.

AU part no.	Description
TY16169AU	Ultra gloss polishing wax
TY16403AU	Carpet stain remover
TY24534AU	Detailer
TY25600AU	Secondary AC system flush, 946 ml (32oz)
TY25684AU	Classic glass cleaner
TY25733AU	Super lube aerosol
TY25797AU	Graphite lubricant spray
TY26066AU	Pumice hand cleaner, citrus and soy, 16oz
TY26067AU	Pumice hand cleaner, citrus and soy, 1gal
TY26080AU	Hand cleaner with citrus and soy, 16oz
TY26081AU	Hand cleaner with citrus and soy, 1gal
TY26101AU	Brake and parts cleaner
TY26108AU	Heavy duty hand cleaner with pumice, 16oz
TY26180AU	Super duty brake fluid
TY26218AU	Ultra guard leather
TY26240AU	Trim restorer
TY26350AU	Chain and cable lubricant

AU part no.	Description
TY26352AU	All purpose cleaner
TY26353AU	Penetrating oil
TY26355AU	Carburetor and choke cleaner
TY26357AU	Engine cleaner
TY26387AU	Heavy-duty wipes
TY26395AU	Belt dressing
TY26370AU	Tyre sealant
TY26632AU	Electronic contact cleaner
TY26633AU	All purpose solvent degreaser
TY27010AU	Universal AC leak detection dye
TY27355AU	Primary AC system flush, 946 ml (32oz)
TY27513AU	Wheel and tyre cleaner
TY6350AU	Multi purpose spray lube
TYRE556468AU	80% premium ether starting fluid
TY27682AU	Plycarb window wash, 946ml (32oz)
TY27683AU	Plycarb window spray, 945ml (32oz)





# Crop packaging

## Our Netwrap has you covered

### CoverEdge™

Over the edge protection with 15% more cover. John Deere CoverEdge goes right over the edge of the bale and snaps into place for better protection. With elimination of shoulders, bales are perfectly shaped for better handling, transport and storage.

#### Better weather protection

With the bale edges covered, there's less opportunity for rain or moisture to penetrate the bale.

#### Reduced crop losses

The smooth edges hold the crop tight to the bale's surface reducing crop losses and making storage easier and neater.

#### Low cost per bale

A roll of John Deere CoverEdge does cost more than a roll of standard netwrap, but you get so much more. Calculate the cost of net per bale you wrap and you'll find CoverEdge delivers superior value.

### XtraNet™

John Deere edge to edge technology enables the net to cover the entire width of the bale, protecting the crop as well as helping to maintain the bale's shape, making handling and storage much easier. Fully covered bales also means less crop loss when handling or transporting bales.

#### More net strength

Minimum strength >270 kgf for maximum performance.

#### Reliable and consistent performance

For a trouble-free baling experience, every time.

#### Long length

The long length of 4,500m means two rolls can provide enough netwrap to bale all day, regardless of the round baler you use or the crop you harvest.

Part no.	Application
CM25217	CoverEdge 1.3m x 3,800m
CM24239	CoverEdge 1.69m x 2,750m
CM25201	XtraNet 1.23m x 2,800m
CM25458	XtraNet 1.23m x 4,500m



# Diesel and petrol additives

John Deere diesel and petrol additives are engineered and tested to help protect our customers' equipment. Our line-up of diesel and petrol additives will help ensure customers fix and avoid fuel-related issues.

Variations in diesel fuel quality can affect engine operation. John Deere additives help your customers maintain fuel quality which leads to more up-time and less fuel-related equipment issues. The need to use a diesel fuel additive is now more important than ever. Diesel fuel quality can vary dramatically from source to source and even day to day. Inconsistent fuel quality can result in customer dissatisfaction over equipment life and performance. John Deere diesel fuel additives are strong enough to bring most diesel fuels up to acceptable standards and will allow for optimum performance in any diesel engine. Therefore, it is recommended that fuel additives be used throughout the year.

## Diesel fuel conditioners

- Primary prevention method to stop deposits from forming in injectors
- Extends injector and high-pressure pump life
- Improves overall quality of fuel in storage tanks
- Reduces downtime and maintains fuel-injector life
- Available in standard and cold weather formulas
- Extends useful life when used in diesel fuel storage tanks

## Diesel fuel injector cleaner

- Designed to address both polar and traditional injector deposits
- Remove fuel system deposits without replacing hardware
- Use in conjunction with flush tool
- Use diesel fuel injector cleaner in place of Clean-Up 2

## Keep clean

- A DIY Solution for removing fuel system deposits without replacing hardware
- Engineered to improve engine performance by cleaning up deposits and contaminants that cause injector wear, damage, and power loss
- For use with all diesel fuels

## Fuel-protect gasoline stabiliser

- Protect fresh petrol (gasoline) for up to 12 months
- Keep fuel from breaking down into performance-robbing gum and varnish
- Performs equally well in all two- or four-cycle gasoline engines
- Ensure quick and easy starts when equipment is put back to work
- Eliminate the need to drain and dispose of petrol (gasoline)
- Provide protection to fuel systems of stored equipment in all seasons





## Fuel treatment matrix

John Deere diesel fuel additive	Size	Diesel fuel conditioner	Diesel fuel conditioner cold weather	Keep clean	Diesel fuel injector cleaner
Part no.	946ml	TY27785AU	TY27786AU	TY26827AU	
	2.84L	—	—	—	TY27830AU
	3.78L	—	—	TY26828AU	
<b>Cetane Improver</b> <ul style="list-style-type: none"> <li>Improves combustion; reduces emissions; enables faster start-ups, smoother idling and acceleration.</li> </ul>					
<b>Detergent</b> <ul style="list-style-type: none"> <li>Cleans existing deposits and prevents additional buildup in fuel systems.</li> <li>Stability improver and oxidation inhibitor for improved thermal and storage stability.</li> </ul>					
<b>High performance detergent</b> <ul style="list-style-type: none"> <li>Cleans and prevents internal and nozzle deposits in high-pressure fuel systems; also works in legacy mechanical fuel systems.</li> </ul>					
<b>Maximum Injection Cleaner (Service Product)</b> <ul style="list-style-type: none"> <li>Cleans and removes internal and nozzle deposits from high-pressure and legacy mechanical fuel systems in an hour; used in conjunction with the Flush Tool (SW10035BF).</li> </ul>					
<b>Lubricity improver</b> <ul style="list-style-type: none"> <li>Restores the natural lubricity properties in diesel fuel that hydrotreating strips away, preventing injector and fuel pump wear.</li> </ul>					
<b>Wax modifiers and dispersants</b> <ul style="list-style-type: none"> <li>Keeps wax crystals small and evenly dispersed.</li> </ul>					
<b>Cold weather operability improver</b> <ul style="list-style-type: none"> <li>Lowers cold filter plugging point (CFPP) and pour point, improving cold weather fuel flow.</li> </ul>					
<b>Contains a de-icer</b> <ul style="list-style-type: none"> <li>Prevents fuel lines from freezing.</li> </ul>					



# Fuel conditioners



## Diesel Fuel Conditioners

Maintain your diesel fuel quality and engine efficiency with our diesel fuel conditioners. Available in two formulas to cover a full range of temperatures throughout the year. Our fuel conditioner is recommended for use in all diesel fuels and up to 20% blend (B20) biodiesel. John Deere diesel fuel conditioner is for year-round use to uphold fuel performance and maintain peak engine efficiency. Regular use will minimise many of the problems caused by impurities and variances in diesel fuels.

### Diesel Fuel Conditioner features:

- For use in temperatures above 0°C
- New detergent for Tier 3 and older equipment
- Compatible with all diesel fuels, including biodiesel up to B20 blends
- Reduces downtime and maintains fuel-injector life
- Boosts fuel's cetane number for faster, smoother, and more fuel-efficient starting
- Detergents clean injectors and help prevent performance erosion
- Lubricants protect and reduce the injector and pump wear common with ULSD fuel
- Prevents injector sticking in High Pressure Common Rail (HPCR) fuel systems
- Stabilises diesel fuel for longer storage
- Maintains fuel pump warranty
- Minimises smoking and emission deteriorations caused by deposits
- Can safely be used with Keep Clean

## Cold Weather Formula

John Deere diesel fuel conditioner cold weather formula provides all the same benefits of the standard diesel fuel conditioner with the addition of an additive to improve cold filter plugging (CFPP) and a de-icer.

### Additional Cold Weather formula features:

- For use in temperatures below 0°C
- Improves winter operability 10°C below cloud point (must be added above cloud point temperature of fuel)
- Offers lower cold filter plugging point (CFPP) and pour point, which increases engine operability
- Contains a de-icer to prevent fuel lines from freezing

AU part no.	Description	Size
TY27785AU	Diesel fuel conditioner	946ml (New Size)
TY27786AU	Cold weather formula	946ml (New Size)



# Keep clean



Our keep clean solution for diesel injectors is specially formulated to restore and maintain performance in engines with modern high-pressure and legacy diesel fuel systems, including injector sticking, misfiring, rough idling, excessive exhaust smoking, power/fueling loss, and hard starting. Keep clean works as the primary prevention method to stop deposits from forming in injectors. It also can be used to recover injector performance in those engines already suffering from the buildup of deposits. The heavy-duty, high-performance detergents are designed to prevent formation of, as well as the removal of deposits which then improves storage stability, thermal stability and oxidation inhibition.

## Use keep clean to address injector deposits in:

- All makes of diesel equipment
- New diesel engines, beginning with the initial fuel fill, to prevent deposits from forming in injector systems
- Engines that have been cleaned by a certified technician with John Deere diesel fuel injector cleaner and the flush tool (see next page)
- Diesel engines experiencing injector sticking, misfiring, rough idling, excessive exhaust smoking, power/fueling loss, and/or hard starting conditions
- Increases a fuel's thermal and storage stabilities
- Use in bulk fuel tanks for easy distribution across the entire fleet
- Can safely be used with diesel fuel conditioners

## Treat Rates

### Maintenance Rate

- Long-term prevention
- Older legacy vehicles: 150 ppm
- Tier 3 & newer vehicles: 750 ppm

### Clean-up Rate

- Cleans systems and restores performance: 20-40 hrs
- Older legacy vehicles: 150 ppm
- Tier 3 & newer vehicles: 1500 ppm

AU part no.	Description	Size
TY26827AU	Fuel protect keep clean	946ml
TY26828AU	Fuel protect keep clean	3.78L

# Diesel fuel injector cleaner and flush tool



John Deere developed a service method to remove fuel system deposits without the replacement of hardware. The diesel fuel injector cleaner and flush tool is designed to remove deposits associated with both injector sticking and nozzle coking in the high-pressure fuel system that may be preventing optimised combustion. Data shows that 70% of injectors replaced may not have needed to be. A simple flush could have solved what appeared to be a failed injector.

## Maximum-Duty Cleaner

- Used in conjunction with flush tool
- Designed to address both polar and traditional injector deposits
- Use diesel fuel injector cleaner in place of Clean-Up 2
- Instructions for use remain the same as Clean-Up 2

## Flush Tool

- Cleans deposits within 45 minutes
- DTAC Solution numbers: 83980 and 82072
- Can be used as an All-Makes solution as well



AU part no.	Description	Size
TY27830AU	Diesel Fuel Injector Cleaner	2.84L
SW10035BF	Diesel Injector Flush Tool	



# Fuel-protect petrol stabiliser



Whether it's for lawn and garden equipment, collectors' cars, or your everyday driver, John Deere fuel-protect petrol stabiliser ensures quick starts in all 2 & 4 cycle engines. Fuel-protect stabiliser keeps your petrol (gasoline) fresh during storage. Fuel degrades rapidly in equipment stored for the season, and draining petrol from your equipment can also cause a host of problems. John Deere petrol (gasoline) stabiliser prevents oxidation from forming the corrosion, gum, and varnish that can clog your fuel system when your equipment is brought out of storage. Use in petrol (gasoline), petrol (gasoline)/oil mixture, and ethanol blends. Use to treat petrol cans at each fill-up or use at every fill-up in all your vehicles.

## Count on John Deere Gasoline Stabiliser to:

- Protect fresh gasoline for up to 12 months
- Keep fuel from breaking down into performance robbing gum and varnish
- Helps fight rust and corrosion, including ethanol blends
- Helps prevent formation of deposits that could clog filters and passages in the fuel system
- Perform equally well in all two- or four-cycle gasoline engines
- Ensure quick and easy starts when equipment is put back to work
- Eliminate the need to drain and dispose of gasoline
- Provide protection to fuel systems of stored equipment in all seasons
- Must be used with fresh petrol; do not mix with old fuel

AU part no.	Description	Size
TY27534AU	Fuel protect gasoline stabiliser	237ml

# Safety lights

For over forty years, ECCO have been a worldwide market leader in the research, design, development, manufacture and distribution of emergency lighting, audible warning and commercial mirrors for leading OEM and major automotive aftermarket organisations all over the world.

Focusing on providing customers with the very best-in-class level of products, innovation and service. That's why safety and productivity products from ECCO are found on some of the world's top vehicle and equipment manufacturers. In part, because they meet and typically exceed industry and regional regulatory standards.

Part no.	Description
CPB1043820	Lens-P/C amber suit 390 beacon
CPB1057	15mm base globe BA15s 12V 21W BA15s base
CPB1058	15mm base globe BA15d 12V 21W BA15d base
CPB1060	15mm base globe 4V 21W BA15s base
CPB1077	15mm base globe 12V 21/5W BAY15d base
CPB1421014	Mirror-spotter clamp on 150x110mm black
CPB1441012	Mirror-assy flat glass suit cab/C
CPB1441024	Mirror-spotter clamp on 150mm diameter stainless steel
CPB1441122	Mirror-head black plastic Flat 232 x 152mm
CPB32200	Beacon-pole mount amber 12/24v
CPB32400	Beacon-magnetic base amber 12/24v
CPB39000	Beacon-3 bolt fix amber 12/24v
CPB39400	Beacon-magnetic base amber 12/24v
CPB503101	Bulb-12v 55w H1

Part no.	Description
CPB503101BP	Bulb-12v 55w H1
CPB503201BP	Bulb-24v 70w H1
CPB50340	Bulb-12v 55w H3
CPB50440BP	Bulb-12v 60/55w P43T H4
CPB50450	Bulb-24v 75/70w P43T H4
CPB5832813B	Switch-rocker on/off SPST 25a 12v am
CPB5832855B	Switch-rocker on/off SPST 25a 12v bl
CPBB21	Trail connector-small round 7pole met plug
CPBB22	Trail connector-small round 7pole met socket
CPBB58	Trail connector-large round 7pole met plug bk
CPBB59	Trail connector-large round 7pole met sock
CPBB76	Connector-heavy duty 4 pole plug 35a
CPBB77	Connector-heavy duty 4 pole socket 35a
CPBHL118	Bulb-24v 5w wedge 10mm





# Fleetguard filters

## Filters and filter kits

Fleetguard has hundreds of filters and filter kits available to protect your heavy-duty equipment. Built to deliver superior performance season after season. Choosing John Deere filters can up your productivity, reduce maintenance costs and extend the life of your equipment.

When ordering via JDPoint, utilise the Fleetguard filter part number with the prefix PM to view current pricing.

[www.cumminsfiltration.com/south-pacific/homepage](http://www.cumminsfiltration.com/south-pacific/homepage)

Part no.	Description
PMLF3000	Combination oil filter
PMFF42000	Fuel filter
PMFF167	Cartridge fuel filter
PMFF5147	Spin-on fuel filter
PMLF3349	Full-flow spin-on oil filter
PMFS1280	Sep spin-on fuel filter
PMFS19732	Separator fuel filter
PMFF5580	Fuel filter
PMFF5612	Fuel filter
PMLF3335	Full-flow spin-on oil filter
PMLF3548	Combination oil filter
PMLF3608	Combination oil filter
PMLF3970	Full-flow spin-on filter
PMFF5159	Fuel filter
PMLF9039	Oil filter
PMLF3313	Full-flow spin-on oil filter
PMFS1242	Sep spin-on fuel filter
PMAF25962	Primary air filter
PMMK13257	Maintenance filter kit



# Radios

Two way has now become your way.

The ability to send, receive and display locations and status, tracking of multiple users and storing of detailed mapping in areas with no mobile coverage is now a reality. Combining the power of XRS with the GPS engine and display of a smartphone or tablet, XRS connect location services creates a whole new world of possibilities for UHF CB radio communication.

**Wherever life takes you, take GME.**

## Radios

AU part no.	NZ part no.	Description	Relevant Kits	Other Info
CPTX3350	CPTX3350NZ	5watt super compact UHF CB radio	TX3350	CPTX3350UVP
CPTX3500S	CPTX3500SNZ	5watt super compact UHF CB radio with ScanSuite™	—	CPTX3500SVP / CPTX3500SJD
CPTX3500SJD	CPTX3500SJDNZ	John Deere radio kit	TX3500	—
CPTX4500S	CPTX4500SNZ	5watt din mount UHF CB radio with Scansuite™	—	CPTX4500SJD
CPTX4500SJD	CPTX4500SJDNZ	5watt din mount UHF CB radio with Scansuite™	TX4500	CPTX4500SJD
CPXRS330C	CPXRS330CNZ	Super compact UHF CB radio with OLED speaker microphone and Bluetooth.	—	—
CPTX3500SVP	CPTX3500SVPNZ	5watt super compact UHF CB radio value pack kit	TX3500	—
CPXRS370C	CPXRS370CNZ	Compact UHF CB radio with OLED speaker microphone and Bluetooth.	—	CPXRS370C401 (XRS-370C + AE4016 + AD510)
CPXRS-390C	CPXRS-390CNZ	IP67 UHF CB Radio with OLED speaker microphone, Bluetooth, and GPS.	—	—
CPTX6160	CPTX6160NZ	5/1 Watt UHF CB Handheld Radio with IP67 Ingress Protection.	—	CPTX6160TP

## Antennas

AU part no.	NZ part no.	Description	Compatibility
CPAE4702B	CPAE4702BNZ	1060mm radome antenna	6.6dBi
CPAEM3	CPAEM3NZ	1000mm fibreglass antenna base lead plug	AM/FM
CPAE4018K1	CPAE4018K1NZ	970mm elevated-feed antenna	AE4018 / 6.6DBI
CPAE4018	CPAE4018NZ	640mm heavy duty fibreglass colinear	6.6dBi
CPAE4007	CPAE4007NZ	600mm antenna whip	6.6dBi
CPAE4005	CPAE4005NZ	380mm flexible antenna	2.1dBi
CPAE4013	CPAE4013NZ	380mm flexible antenna	2.1dBi
CPAE4002	CPAE4002NZ	150mm antenna whip	2.1dBi
CPAE5003	CPAE5003NZ	Transparent On Glass UHF Antenna	2.1dBi
CPAE5004	CPAE5004NZ	Transparent On Glass UHF Antenna	4.5dBi
CPCA409	CPCA409NZ	Top element and coil	AE409L / 6dBi

## Accessories

AU part no.	NZ part no.	Description	Compatibility
CPMC553B	CPMC553BNZ	Heavy duty microphone	TX4500 / TX3510S / TX3520S / TX2720 / TX4500S
CPLE090	CPLE090NZ	ISO lead	American RC90 / RD95 Type A
CPLEM6P	CPLEM6PNZ	4m microphone extension lead	Mc400 Series
CPLE091	CPLE091NZ	ISO lead	European RC90 / RD95
CPMB41ISS	CPMB41ISSNZ	2.5mm stainless steel mirror mount with cable slot	20kg
CPMBK45	CPMBK45NZ	Mounting bracket	TX4500 / TX2720 / TX4500S
CPABL001	CPABL001NZ	Universal base antenna and lead	PL259
CPABL002	CPABL002NZ	4.5m elevated-feed antenna base	—
CPAD404	CPAD404NZ	Adaptor	BNC plug to PL259 socket
CPAD510	CPAD510NZ	NMO to SO239 adaptor	—
CPPL2592S	CPPL2592SNZ	4.9m plug	—
CPCA201	CPCA201NZ	Medium duty antenna spring	Elevated-feed antenna base
CPMT610G	CPMT610GNZ	Personal Locator Beacon	—
CPCC610	CPCC610NZ	Premium Carry Case suit CPMT610G	—





### XRS-370C UHF CB Radio

Bluetooth enabled UHF CB radio. A new radio platform that is smart, adaptable and rugged. The first UHF CB radio with app control and new features such as creating and sharing scan lists.

CPXRS370C



### TX4500S UHF Radio

DIN size UHF CB radio with ScanSuite™

CPTX4500S



### TX6160 5/1 Watt UHF Handheld Radio Twin Pack

Contains 2 radios + accessories.

CPTX6160TP



# Grease and grease guns

John Deere's range of grease has been specifically developed to protect, lubricate and improve the efficiency and productivity of a wide range of machinery.



Our industrial strength grease guns operate with all grease types. Offering either aluminium grip or non-slip textured grip. Our top of the range grease guns withstand pressures of up to 10,000PSI. Ergonomically designed to allow for high-pressure output or high-volume output.



## Grease

### John Deere label grease

AU part no.	NZ part no.	Description	Size
AN102562	AN102562NZ	Corn head gear case GRE	0.397kg
AH80490	AH80490NZ	Lubricant, special purpose corn head grease	15.9kg
PT507	PT507NZ	Lithium grease	0.397kg
PT575	PT575NZ	Lithium grease	15.9kg
TY6333	TY6333NZ	HD 3% moly lithcomplex	0.397kg
TY22017	TY22017NZ	HD 3% moly lithcomplex	15.9kg
TY6341	TY6341NZ	SD polyurea grease	0.397kg
TY24421	TY24421NZ	SD polyurea grease	15.9kg
TY24416	TY24416NZ	Lithium complex grease	0.397kg
TY24417	TY24417NZ	Lithium complex grease	15.9kg
TY24425	TY24425NZ	HD water resistance grease	0.397kg
TY24427	TY24427NZ	HD water resistance grease	15.9kg
TY25744	TY25744	Extreme-duty synthetic grease	0.397kg

### Fuchs label grease lithium complex

AU part no.	NZ part no.	Description	Size
CP4676	CP4676NZ	RENOLIT XTB 2 grease	20kg
CP5288	CP5288NZ	RENOLIT XTB 2 grease	0.45kg
CP8241	CP8241NZ	RENOLIT MOREPLEX 2HV	0.45kg
CP8242	CP8242NZ	RENOLIT CXS GSM/S	0.45kg
CP8243	CP8243NZ	URETHYN MP2	0.45kg
CP8315	—	RENOLIT EP 00	20kg

## Grease Guns



**Pistol grip grease gun**  
TY26517



**Lever action grease gun**  
TY26518



**Air flow grease gun**  
TY26519



**Manual pistol grip gun**  
TY26689



# Adhesives

A high quality selection of adhesives, sealants and coatings designed to provide solutions to maintenance and machinery performance capabilities.



## Threadlocker

Part no.	Description
CPM1024403	Loctite LB 8040 freeze and release, (aerosol)
CPM1175229	Loctite 290, threadlocker, medium strength, green, wick in
CPM1311321	Loctite 243, threadlocker, medium strength, blue
CPM1311375	Loctite 243, threadlocker, medium strength, blue
CPM1331618	Loctite 263, threadlocker, high strength, red
CPM135355	Loctite 242, threadlocker, medium strength, blue
CPM1374241	Loctite 263, threadlocker, high strength, red
CPM1456307	Loctite 271, threadlocker, high strength, red
CPM1571118	Loctite 271, threadlocker, high strength, red
CPM231499	Loctite 222, threadlocker, low strength, purple
CPM232658	Loctite 277, threadlocker, high strength, red, chemical resistant
CPM471660	Loctite 222, threadlocker, low strength, purple
CPM933728	Loctite 248, threadlocker, medium strength, blue, stick
CPM933730	Loctite 268, threadlocker, high strength, red, stick

## Thread sealant

Part no.	Description
CPM2200671	Loctite 567, threadsealant, controlled strength, high temperature
CPM2200959	Loctite 577, threadsealant, medium strength, high pressure
CPM2201153	Loctite 567, threadsealant, controlled strength, high temperature
CPM234473	Loctite 569, threadsealant, low strength, fast cure, hydraulic
CPM470771	Loctite 542, threadsealant, medium strength, fast cure, hydraulic
CPM88551	Loctite 565, threadsealant, controlled strength
CPM1540599	Loctite SI 5075 insulating and sealing wrap, black

## Lubricant

### Auto care/hand cleaner

Part no.	Description
CPM366943	Loctite SF 7850 orange hand cleaner
CPM367218	Loctite SF 7850 orange hand cleaner
CPM150037	Teroson T900 pump spray bottle (brake clutch)
CPM300685	Loctite SF 7661 bumper and tyre sheen, (aerosol)
CPM495549	Loctite LB 8423 dielectric tune-up grease
CPM88551	Loctite 565, threadsealant, controlled strength
CPM1540599	Loctite SI 5075 insulating and sealing wrap, black

## Adhesive

Part no.	Description
CPM168330	Loctite EA 3801, 5 minute epoxy adhesive, dual syringe
CPM1831562	Loctite 480, instant adhesive, rubber toughened, high impact and peel resistance
CPM233998	Loctite 454, instant adhesive, non-drip gel
CPM265606	Loctite 406, instant adhesive, low viscosity, rubbers and plastics
CPM265609	Loctite 424, instant adhesive, medium viscosity, EPDM and SBR rubbers
CPM476011	Loctite 454, instant adhesive, non-drip gel, (automotive)
CPM476012	Loctite super glue, instant adhesive
CPM488144	Loctite MR 5414, contact adhesive, black
CPM547691	Loctite 401, instant adhesive, medium viscosity, general purpose
CPM624085	Loctite control gel, instant adhesive
CPM642668	Loctite MR 5426, maximum strength headliner adhesive, (aerosol)
CPM645440	Loctite EA 3463 metal magic steel stick
CPM473134	Loctite LB 8017 moly dry film, (aerosol)



## Auto care/hand cleaner

Part no.	Description
CPM366943	Loctite SF 7850 orange hand cleaner
CPM367218	Loctite SF 7850 orange hand cleaner
CPM150037	Teroson T900 pump spray bottle (brake clutch)
CPM300685	Loctite SF 7661 bumper and tyre sheen, (aerosol)
CPM495549	Loctite LB 8423 dielectric tune-up grease
CPM88551	Loctite 565, threadsealant, controlled strength
CPM1540599	Loctite SI 5075 insulating and sealing wrap, black

## Gasketing

Part no.	Description
CPM1436019	Loctite MR 5009, hi-tack gasket sealant
CPM476032	Loctite MR 5923 aviation, gasket sealant #3
CPM661977	Loctite MR 5923 aviation, gasket sealant #3
CPM1436023	Loctite 5127 hi-flex gasket maker, flexible
CPM1496856	Loctite 510, gasket maker, high temp, chemical resistant
CPM2099616	Loctite 518, gasket maker, aluminium
CPM2199643	Loctite 518, gasket maker, aluminium
CPM473169	Loctite 515, gasket maker, flexible
CPM547691	Loctite 401, instant adhesive, medium viscosity, general purpose
CPM624085	Loctite control gel, instant adhesive
CPM642668	Loctite MR 5426, maximum strength headliner adhesive, (aerosol)
CPM645440	Loctite EA 3463 metal magic steel stick
CPM473134	Loctite LB 8017 moly dry film, (aerosol)

## Silicone

Part no.	Description
CPM1436280	Loctite SI 595, silicone, clear Superflex RTV
CPM160809	Loctite SI 595, silicone, clear Superflex RTV
CPM193996	Loctite SI 593, silicone, black Superflex RTV
CPM198817	Loctite SI 596, silicone, red Superflex RTV
CPM287301	Loctite SI 5699, silicone, grey Maxx
CPM287421	Loctite SI 596, silicone, red Superflex RTV
CPM287437	Loctite SI 5920, silicone, copper Maxx
CPM332651	Loctite SI 587, silicone, blue Maxx
CPM473152	Loctite SI 5699, silicone, grey Maxx
CPM640172	Loctite SI 598, silicone, black Maxx
CPM899129	Loctite SI 5900, silicone, black, (pressure pack)
CPM645440	Loctite EA 3463 metal magic steel stick
CPM473134	Loctite LB 8017 moly dry film, (aerosol)

## Primer

Part no.	Description
CPM1553340	Loctite SF 7471 primer, (aerosol)
CPM1646890	Loctite SF 7649 primer, (aerosol)

## Anti-seize

Part no.	Description
CPM2223521	Loctite LB 8008 C5-A copper base anti-seize, (tub)
CPM2385362	Loctite LB 8151 silver grade anti seize AE 12FOEN AU
CPM552091	Loctite LB 8150 silver grade anti-seize, (tub)
CPM641488	Loctite LB 771 nickel anti-seize, (tub)
CPM864067	Loctite LB 8070 heavy duty anti-seize, metal free, (stick)

## Retaining compound

Part no.	Description
CPM1440275	Loctite 620, retaining compound, high strength, high temperature
CPM1496859	Loctite 641, retaining compound, medium strength
CPM1878433	Loctite 680, retaining compound, high strength, fast cure
CPM471311	Loctite 609, retaining compound, medium/high strength
CPM234551	Loctite 609, retaining compound, medium/high strength
CPM234776	Loctite 620, retaining compound, high strength, high temperature
CPM473166	Loctite 660, retaining compound, high strength, large gap



Loctite is suitable for both original equipment manufacturing (OEM) and our aftermarket service parts.

# ALS oil analysis and testing

For more than 40 years, ALS have been a leading testing, inspection, certification and verification company, servicing numerous industries globally. ALS takes oil analysis to the next level by looking at both equipment and oil integrity, ensuring the root cause is targeted for predictive and proactive maintenance.

## Oil analysis provides early detection and trending of:

- Wear metals of components
- Contamination (Dirt, Water, Coolant, Fuel, Soot)
- Monitoring of Additive Packs (Anti-Wear, Extreme Pressure(EP), Detergents, Antifoam)
- ISO Cleanliness of Oil
- Physical properties of the Oil (Viscosity, Oxidation)
- The source of the part's excessive wear

Part no.	Description
CM23882	Oil and coolant test kit
CM23882NZ	Oil and coolant test kit
CM23882WA	Oil and coolant test kit
CM81020	Aluminium sampling pump





# John Deere Hy-Gard™ hydraulic oil

Hy-Gard is a multi-function hydraulic and transmission oil formulated to protect heavily-loaded gears, wet rakes, wet clutches, and hydraulic systems.

It is suitable for a number of applications, including transmissions and differential units with immersed wet brakes, gearboxes with hydraulic brakes, and gearboxes with hydraulic drive systems.

## Performance tested

Both in the lab and in the field, and approved by John Deere engineers to meet the increased demands for performance and protection of transmissions and hydraulic systems.

## Increases efficiency & decreases wear

A polymeric viscosity improver helps Hy-Gard™ to retain its proper viscosity over a wide range of operating temperatures. Hy-Gard™ works effectively because the proper viscosity allows it to flow readily through any part of the system. Oil that is too light can cause increased wear, weep past seals, and generate heat. Oil that is too heavy will cause sluggish operation and lower mechanical efficiency and fuel economy.

# ISO 68 high-performance hydraulic oil

ISO 68 is a premium, HVI type, hydraulic oil that provides sustained performance in high demand hydraulic systems where exceptional shear stability and wear protection is required.

It is suitable for sugar cane harvesters, construction, forestry, mining and industrial equipment and many farming implements. Features and benefits include:

- Advanced additive pack that provides excellent shear stability

## Reduces wet-brake chatter

Hy-Gard™ oil is formulated to maximise brake capacity with minimum brake chatter and wear. Better brake-chatter control provides smooth topping, reduced damaged from vibration, less noise, and longer brake life.

## Superior wet-clutch performance

Hy-Gard's friction modifiers allow limited clutch slippage for smooth engagement, which reduces clutch wear and provides long life.

## Superior high temperature performance

The antioxidation capability allows the oil to work properly at high temperatures, helping keep transmissions and hydraulic system parts cool and clean.

## Contains superior anti-wear additives

Anti-wear additives keep gear and bearing wear to a minimum. The antiwear formulation of Hy-Gard™ develops a durable fluid film, which helps prevent metal-to-metal contact.

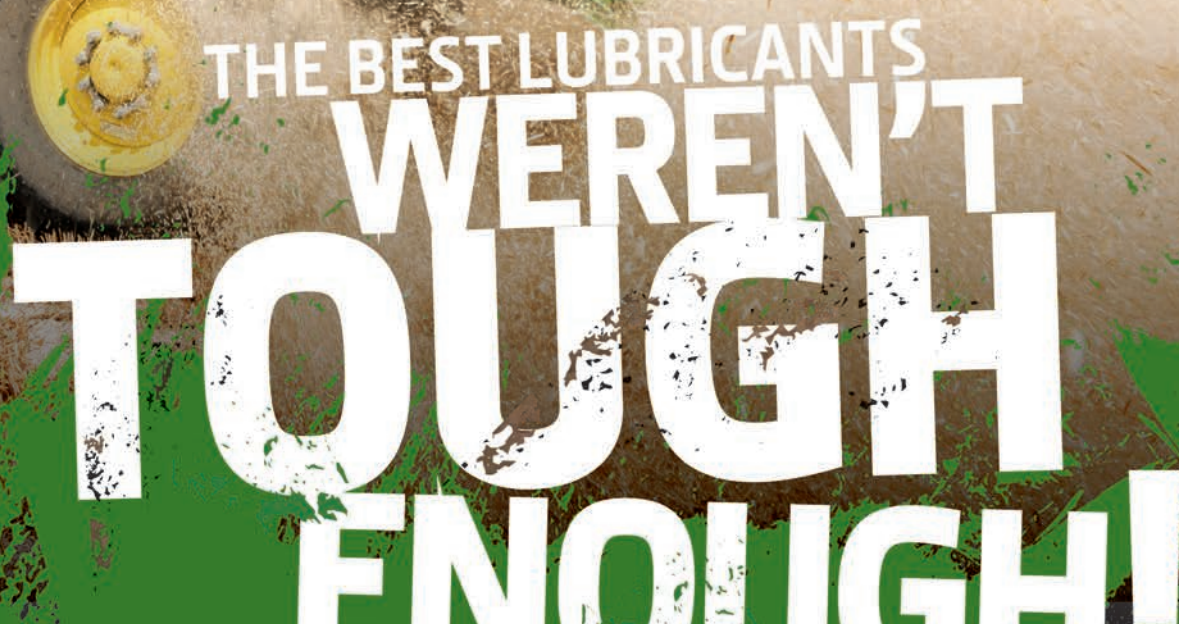


- High resistant to oxidation and improved age stability
- Compatibility with a wide range of sealing material
- Rapid demulsification properties that prevent the creation of water and oil sludge
- Low friction capabilities that help to reduce wear and energy consumption at start up
- High Viscosity Index that ensures the oil maintains the correct viscosity under temperature stress

Not suitable as a transmission oil.

[Return to Contents Page](#)

# Oil, lubricant and coolant



THE BEST LUBRICANTS  
**WEREN'T  
TOUGH  
ENOUGH!**



**SO WE DEVELOPED  
OUR OWN.**

When you work your equipment off road, in hot, rugged and harsh conditions, you need lubricants that are made for the job, not the road. Don't compromise the performance and productivity of your John Deere equipment. Discover how John Deere lubricants are tougher than you think.

Specifically developed to be used in harsh conditions under increased stress.

Saves money by reducing wear and downtime, and prolonging equipment life.

Designed to extend service intervals and ensure peak performance.

John Deere's range of lubricants and greases are specifically designed and developed to protect, lubricate and improve the efficiency and productivity of a wide range of machinery. Choose the oil your equipment deserves.

## Engine oil



### John Deere Plus-50™ II

Developed to meet the needs of John Deere engines. Plus-50 II is an exclusive John Deere formula that exceeds current industry requirements and is highly recommended for use in all engines requiring oil with API service categories of CK-4, CJ-4, CI-4 PLUS, CI-4, CH-4, and CG-4, as well as SN, SM, SL, and SJ.

**Specifications** SAE 15W-40, API CK-4/CJ-4, CI-4 PLUS, CI-4, CH-4, CG-4, SM, SL, SJ, ACEA E9, E7, JASO GH-2

AU part no.	NZ part no.	Description	Size
CP6657	CP6657NZ	Plus-50 II	5L
CP6658	CP6658NZ	Plus-50 II	20L
CP6659	CP6659NZ	Plus-50 II	205L
CP6660	CP6660NZ	Plus-50 II	1000L
TY26665	TY26665	JD PLUS-50 II FULL SYN 0W/40	946ML
TY26664	TY26664	JD PLUS-50 II FULL SYN 0W/40	3.78L
TY26667	TY26667	JD PLUS-50 II FULL SYN 0W/40	18.9L
TY27741	TY27741	JD PLUS-50 II SYN 5W/40	18.9L



### John Deere Torq-Gard™

Specially developed for four stroke diesel and petrol engines, where standard drain intervals are required.

**Specifications** SAE 15W-40, API CI-4/CH-4/CG-4/CF-4/SL, ACEA E7, E5, B3, A3, CJ-4

AU part no.	NZ part no.	Description	Size
CP8205	CP8205NZ	Torq-Gard 15W/40 CJ-4	5L
CP8206	CP8206NZ	Torq-Gard 15W/40 CJ-4	20L
CP8207	CP8207NZ	Torq-Gard 15W/40 CJ-4	205L
CP8208	CP8208NZ	Torq-Gard 15W/40 CJ-4	1000L
CP8165	CP8165NZ	Torq-Gard 10W/30 CJ-4	20L
CP8166	CP8166NZ	Torq-Gard 10W/30 CJ-4	205L



### John Deere Turf-Gard™

Automotive grade engine oil designed to provide year-round protection for lawn and garden equipment.

**Specifications** SAE 10W-30, API SN/CF

AU part no.	NZ part no.	Description	Size
CP8201	CP8201NZ	Turf-Gard 10W/30	1L
CP8202	CP8202NZ	Turf-Gard 10W/30	5L
CP8203	CP8203NZ	Turf-Gard 10W/30	20L
CP8204	CP8204NZ	Turf-Gard 10W/30	205L



### John Deere Break-In Plus

Special-purpose engine oil developed to be used in rebuilt or remanufactured engines and new John Deere engines during the initial break-in period. Providing the necessary wear protection for the valve train and gears.

**Specifications** SAE 10W-30

AU part no.	NZ part no.	Description	Size
CP6661	CP6661NZ	Break-In Plus	5L
CP6662	CP6662NZ	Break-In Plus	20L
CP6663	CP6663NZ	Break-In Plus	205L





## Transmission and hydraulic oil

### John Deere Hy-Gard™

Multi-function hydraulic and transmission oil formulated to protect heavily-loaded gears, wet brakes, wet clutches, and hydraulic systems.

**Specifications** SAE 10W-30, ISO 46-68, JDM J20C, JDQ 95 WEAR TEST

AU part no.	NZ part no.	Description	Size
CP1565	CP1565NZ	Hy-Gard JDM J20C	5L
CP1566	CP1566NZ	Hy-Gard JDM J20C	20L
CP1567	CP1567NZ	Hy-Gard JDM J20C	205L
CP2103	CP2103NZ	Hy-Gard JDM J20C	1000L
YU70643-020	YU70643-020N	Bio Hy-Gard	20L



### John Deere ISO 68 hydraulic oil

Premium, HVI type, hydraulic oil that provides sustained performance in high demand hydraulic systems where exceptional shear stability and wear protection is required.

**Specifications** Bosch Rexroth RE07075/RE90220, US Steel 126 and 127, Cincinatti Milacron P 68-69-70, Vickers, DIN 54, 524-3 HVL, ISO 6743-4HV

AU part no.	NZ part no.	Description	Size
CP6938	CP6938NZ	ISO 68 hydraulic oil	20L
CP6939	CP6939NZ	ISO 68 hydraulic oil	205L
CP6952	—	ISO 68 hydraulic oil	1000L
CP1231	CP1231NZ	J21A ATF	20L



### John Deere Hydrau™

Hydrau™ is a premium, all-season, anti-wear hydraulic oil specifically designed for use in the hydraulic and hydrostatic systems of construction and forestry equipment.

AU part no.	NZ part no.	Description	Size
CP8239	CP8239NZ	JD Hydrau	20L
CP8240	CP8240NZ	JD Hydrau	205L
CP8261/NZ	CP8261NZ	JD Hydrau	1000L



## Gear lubricant

### John Deere GL-5

The preferred oil in John Deere compartments when gear oils are recommended. API GL-5 is for service similar to GL-4, but for more severe conditions. It applies to conditions encountered in hypoid gears. Other equipment operated under high-speed, shock-load; high-speed, low-torque; and low-speed, high-torque conditions may specify API GL-5.

**Specifications** API GL-5 / MT1, JDM J11G, SAEJ2360, MACK GO-J, Eaton Roadranger E500 / SHANES-256, Navistar Int'L TMS-6816, Arvinmeritor 0-76N, and service designation MIL-L-2105E

AU part no.	NZ part no.	Description	Size
CP1093	CP1093NZ	GL-5 80W/90	5L
CP1228	CP1228NZ	GL-5 80W/90	20L
CP8221	CP8221NZ	GL-5 80W/90	205L
CP8222	—	GL-5 80W/90	1000L
CP8167	CP8167NZ	GL-5 80W/90 LS	5L
CP8168	CP8168NZ	GL-5 80W/90 LS	20L
CP8216	CP8216NZ	GL-5 80W/140 synthetic	5L
CP8217	CP8217NZ	GL-5 80W/140 synthetic	20L
CP1092	CP1092NZ	GL-5 85W/140	5L
CP1226	CP1226NZ	GL-5 85W/140	20L
CP8232	CP8232NZ	GL-5 85W/140	205L
CP6798	—	GL-5 85W/140	1000L



## Coolant

### John Deere Cool-Gard™ II

High-performance anti-freeze/summer coolant designed to meet and exceed today's heavy-duty engine requirements.

AU part no.	NZ part no.	Description	Size
CP8275	CP8275NZ	Cool-Gard II premix	5L
CP8276	CP8276NZ	Cool-Gard II premix	10L
CP8277	CP8277NZ	Cool-Gard II premix	20L
CP8278	CP8278NZ	Cool-Gard II premix	205L
CP8279	CP8279NZ	Cool-Gard II concentrate	5L



## Cotton picker spindle grease & cleaner

### John Deere spindle grease

Protects your investment and delivers superior results.

AU part no.	NZ part no.	Description	Size
CP2108	—	Spindle grease	175kg
CP6688	—	Spindle grease	850kg
CP4530	—	Spindle cleaner	20L
CP4531	—	Spindle cleaner	205L
CP6704	—	Spindle cleaner	1000L

## Fuchs label

### Diesel exhaust fluid

AU part no.	NZ part no.	Description	Size
CP8281	CP8281NZ	Fuchs AdBlue	20L
CP8310	—	Fuchs AdBlue	205L
CP8311	—	Fuchs AdBlue	1000L

### Automatic transmission fluid

AU part no.	NZ part no.	Description	Size
CP5203	CP5203NZ	Titan ATF D3	1L
CP4670	CP4670NZ	Titan ATF D3	4L
CP4657	CP4657NZ	Titan ATF D3	20L

## Hydraulic oils

AU part no.	NZ part no.	Description	Size
CP4668	CP4668NZ	Renolin B Plus 68	20L
CP4669	CP4669NZ	Renolin B Plus 68	205L
CP6959	CP6959NZ	Planto Hydraulic 46	20L

## Diesel engine oils (inc. mono-grades)

AU part no.	NZ part no.	Description	Size
CP6676	CP6676NZ	Titan Universal XT 30	5L
CP6677	CP6677NZ	Titan Universal XT 30	20L
CP6678	CP6678NZ	Titan Universal XT 30	205L
CP8223	CP8223NZ	Titan Truck 15W40 (API CH-4)	20L
CP8224	CP8224NZ	Titan Truck 15W40 (API CH-4)	205L

## Synthetic gear oil

AU part no.	NZ part no.	Description	Size
CP6800	CP6800NZ	Cytrac ETN EP SAE 80W-140	205L
CP5068	CP5068NZ	Renolin Unisyn CLP 320 synthetic	20L
CP6966	CP6966NZ	Renolin Unisyn CLP 150 synthetic	20L
CP6753	CP6753NZ	Titan Sintopoid LS SAE 75W-90	20L
CP8272	CP8272NZ	Titan Cytrac SL 75W90	4L
CP6918	CP6918NZ	Titan Cytrac SL 75W90	20L
CP8271	CP8271NZ	Renolin Unisyn CLP 220	20L

[Return to Contents Page](#)

## Gear oils

AU part no.	NZ part no.	Description	Size
CP8226	CP8226NZ	Titan UTTO TO-4 SAE 30	20L
CP8227	CP8227NZ	Titan UTTO TO-4 SAE 30	205L
CP8228	CP8228NZ	Titan UTTO TO-4 SAE 30	1000L
CP8229	CP8229NZ	Titan UTTO TO-4 SAE 50	20L
CP8230	CP8230NZ	Titan UTTO TO-4 SAE 50	205L
CP8231	CP8231NZ	Titan UTTO TO-4 SAE 50	1000L
CP5582	CP5582NZ	Titan Supergear HTB 85140	20L
CP8212	CP8212NZ	Renolin CLP 150	20L
CP8313	CP8313NZ	Renolin CLP 460	20L

## Super tractor oil universal

AU part no.	NZ part no.	Description	Size
CP6956	CP6956NZ	Agrifarm STOU MC 10W40	20L
CP8197	CP8197NZ	Agrifarm STOU MC 10W40	205L

## Two stroke oils

AU part no.	NZ part no.	Description	Size
CP5880	CP5880NZ	Titan 2T S	1L
CP4964	CP4964NZ	Titan two stroke marine-TCW3	1L
CP4965	CP4965NZ	Titan two stroke marine-TCW3	5L
CP8273	CP8273NZ	Unilube Chain & Bar Medium	20L

## Brake fluid

AU part no.	NZ part no.	Description	Size
CP5584	CP5584NZ	Maintain dot 4 brake fluid	0.5L
CP4659	CP4659NZ	Maintain dot 4 brake fluid	4L

## Petrol engine oil (all late models)

AU part no.	NZ part no.	Description	Size
CP6906	CP6906NZ	Titan Syn SN 10W40	5L

## Passenger car engine oil (diesel utes)

AU part no.	NZ part no.	Description	Size
CP6960	CP6960NZ	Titan GT1 PRO FLEX 5W30	5L
CP6961	CP6961NZ	Titan GT1 PRO C-1 5W-30 ACEA C1	5L
CP6962	CP6962NZ	Titan GT1 PRO C-2 5W-30 ACEA C2	5L
CP6607	CP6607NZ	Titan GT1 PRO C-3 5W-30 ACEA C3	5L
CP6963	CP6963NZ	Titan GT1 PRO C-4 5W-30 ACEA C4	5L
CP6964	CP6964NZ	Titan GT1 SAE 5W-40	5L
CP6965	CP6965NZ	Tita Supersyn F ECO-DT SAE 5W-30	5L
CP8256	CP8256NZ	Titan GT1 FLEX 34 5W30	7L
CP8257	CP8257NZ	Titan GT1 PRO C-3 5W-30 ACEA C3	7L
CP8259	CP8259NZ	Titan GT1 SAE 5W-40	7L
CP8260	CP8260NZ	Titan Supersyn F ECO-DT SAE 5W-30	7L

## Cleaners

AU part no.	NZ part no.	Description	Size
CP6955	CP6955NZ	Renoclean Heavy Wash	20L
CP6706	CP6706NZ	Renoclean Degreaser 9110	20L
CP6708	CP6708NZ	Renoclean Orange/beads	20L
CP6709	CP6709NZ	Renoclean Orange/beads	5L
CP6740	CP6740NZ	Renoclean Fleetwash	20L

# Protect your Entire Fleet

It doesn't have to be a John Deere machine to get John Deere protection. Cool-Gard™ II can protect any liquid-cooled engine.

## Anti-Freeze/Summer Coolant

Cool-Gard II is a fully formulated summer coolant and winter anti-freeze that delivers full protection from corrosion, cavitation, foaming, rust and scaling. Cool-Gard II is designed to defend your machine against high-heat conditions.

### Applications

- Developed specifically for John Deere engines
- Engineered for heavy-duty applications where automotive grade products do not always provide high enough levels of protection
- Suitable for many liquid cooled engines, petrol or diesel, such as those found in other farm machinery, cars and trucks.

### Features/Benefits

- 6 year/6000 hour service life to reduce downtime and lower operating costs\*
- High thermal and oxidative stability required by engines equipped with cooled exhaust gas recirculation (EGR)
- Provides excellent protection against corrosion and deposits, extends water pump life and prevents cylinder liner cavitation
- Ready to use premix formulation, for top up or refill and guarantees water quality and coolant performance.

Cool-Gard II is engineered to meet the exact requirements of your machine. You can avoid most system failures by simply using the right coolant.

## Use Cool-Gard II for:

- On highway vehicles
- Irrigation pumps
- Generators
- Compressors
- Any other liquid-cooled engine

## Cool-Gard II meets the requirements of:

- ASTM D6210 for diesel engines
- ASTM D3306 for petrol engines



## Cool-Gard II Australia

Size	Form	Part Number	Qty
5 L	Pre-Mix	CP8275	3
10 L	Pre-Mix	CP8276	1
20 L	Pre-Mix	CP8277	1
250 L	Pre-Mix	CP8278	1
5 L	Concentrate	CP8279	3

## Cool-Gard II New Zealand

Size	Form	Part Number	Qty
5 L	Pre-Mix	CP8275NZ	3
10 L	Pre-Mix	CP8276NZ	1
20 L	Pre-Mix	CP8277NZ	1
250 L	Pre-Mix	CP8278NZ	1
5 L	Concentrate	CP8279NZ	3



# Home maintenance kits and filter paks

Home maintenance kits are a handy and convenient way for dealers to supply a customer with the maintenance-interval parts as specified in their operator's manual. Each kit includes an engine oil filter, engine oil, fuel filter, air filter cartridge, and spark plug.

## Top 10 home maintenance kits

Part no.	Product Type	Models
LG265	Lawn Tractor	Z665; Z655; Z645; Z540R; Z540M; Z465; Z445; X590; X584; X580; X570; X534; X530; X500; X394; X390; X384; X380; X370; X360; X354; X350R; X350; X324; X320; X310; X304; X300R; X300; S240
LG262	Lawn Tractor	LA125; E110; D120; D110
LG276	Lawn Tractor	Z355R; Z355E; Z355R; Z345R; Z345M; Z335M; Z335E; Z255; Z235; D140; D130
LG260	Lawn Tractor/ Utility Vehicle	XUV865R; XUV865M; XUV865E; XUV855M S4; XUV855M; XUV855E; XUV855D S4; XUV855D; XUV850D; X758; X754; X750; X749; X748; X744; X740; X595 SE; X595; X495; TH 6x4 Diesel; HPX815E; HPX 4x4 Diesel; HPX 4x2 Diesel
LG266	Lawn Tractor	E100; D110; D105; D100
LG253	Lawn Tractor	Z225; LA115; LA110; LA105; L108; I15
LG275	Lawn Tractor	E140; D140; D130; D125
LG240	Lawn Tractor	LX266; LT160; L17.542; L110; GT225; 17.542HS (2002)
LG263	Lawn Tractor	Tractor Z425; LA145; LA135; D140; D130
LG268	Lawn Tractor	Tractor Z525E; Z425; Z375R; Z245; Z225; D170; D160; D150

John Deere is offering Filter Paks for a range of compact utility tractors. Each kit contains an oil filter, air filter, fuel filter and hydraulic filter, offering a complete solution for all your maintenance needs to keep your tractor running at peak performance.

- Convenience – all filters in one package
- Value – better pricing than purchasing individual components
- Performance – you get the most out of the capability of your tractor
- Easy to understand – indicates models and contents so you never have to worry about the right filters for your compact utility tractor

## Filter Paks

Part no.	Description
LVA21192	Filter Pak, 4010 Tractor
LVA21193	Filter Pak, 4115 Tractors
LVA21035	Filter Pak, 1023E* (-117913) and 1026R
LVA21036	Filter Pak, 1025R* (-153036) w/Engine Mount Air Filter and 2025R*(HH100001 – HH103920) w/Engine Mount Air Filter
TA15270	Filter Pak, 1023E* (117914–), 1025R* (153037–) and 2025R* (103921–) or Updated Models with Fan Shroud Mount Air Filters
LVA21037	Filter Pak, 3032E* (610,000–) and 3038E* (610,000–)
LVA21038	Filter Pak, 3033R, 3039R and 3046R
LVA21039	Filter Pak, 4M and 4R series
LVA21128	Filter Pak, 3032E* (-610,000) and 3038E* (-610,000)
LVA21194	Filter Pak, 4210, 4310 and 4410 Tractors
LVA21195	Filter Pak, 4510, 4610 and 4710 Tractors
LVA21196	Filter Pak, 2210 Tractor
LVA21197	Filter Pak, 4100 and 4110 Tractors
LVA21198	Filter Pak, 4200, 4300 and 4400 Tractors
LVA21199	Filter Pak, 4500, 4600 and 4700 Tractors
LVA21200	Filter Pak, 2305 Tractor
LVA21201	Filter Pak, 2520, 2720 and 2032R*(GH100008–) Tractors
LVA21202	Filter Pak, 3120, 3320, 3520 and 3720 Tractors
LVA21203	Filter Pak, 4120, 4320, 4520 and 4720 Tractors
LVA23615	Filter Pak, 2032R* (-GH100007) and 2038R
LVA21204	Filter Pak, 2320 and 2025R* (-HH100000)



# Paint



As the global leader in paint and protective coatings, Sherwin Williams is John Deere's global paint supplier. Our program provides an exact colour match using high-quality, long-lasting, weather-proven formulas. Sherwin Williams paint may be applied directly to properly prepared metal or plastic parts and produces a finish that sets in minutes, is tack free in hours, and dries overnight to a hard, glossy finish.

AU/NZ part no.	Description	Package	Volume	Qty
TY25624AU	AG/C&CE green paint	Aerosol	340g	6
TY25643AU	AG/C&CE green paint	Tin	946ml	6
TY25656AU	AG/C&CE green paint	Tin	3.78L	4
TY25641AU	AG/C&CE yellow paint	Aerosol	340g	6
TY25645AU	AG/C&CE yellow paint	Tin	946ml	6
TY25648AU	AG/C&CE yellow paint	Tin	3.78L	4
TY25627AU	Construction yellow paint	Aerosol	340g	6
TY25653AU	Construction yellow paint	Tin	3.78L	4
TY25631AU	Blitz black paint	Aerosol	340g	6
TY25638AU	Black paint, med gloss	Aerosol	340g	6
TY25609AU	Black paint, hi gloss	Aerosol	340g	6
TY25657AU	Muffler black paint	Aerosol	340g	6
TY25661AU	Construction charcoal paint	Aerosol	340g	6
TY26267AU	Construction charcoal paint	Tin	3.78L	2
TY26268AU	Buff primer sealer	Aerosol	340g	6
TY27304AU	Paint remover	Aerosol	567g	6
TY25797AU	Graphite lubricant	Aerosol	453g	6
CP440000	129 Wax and grease remover	Prepsol equivalent	20L	1
CP440002	129 Wax and grease remover	Prepsol equivalent	4L	1
CP440003	129 Wax and grease remover	Prepsol equivalent	1L	1
CP440005	30mp multipurpose thinner	Tin	20L	1
CP602521	30mp multipurpose thinner (AU only)	Tin	4L	1
CP602520	30mp multipurpose thinner (AU only)	Tin	1L	1
CP8318	Primer Industrial Etch white	Tin	4L	1
CP8319	Primer Industrial Etch black	Tin	4L	1
CP8320	Primer Industrial Etch red oxid	Tin	4L	1
CP8321	Primer Industrial Etch grey	Tin	4L	1





# Seat covers

Allied Seating Group's seat covers are made out of fabric and canvas material. Developed to meet Australian quality standards, every seat cover is designed to fit each individual seat making them durable, burn resistant, tear resistant and suited to the demands of even the most demanding work environments.



## Agriculture & turf

Part no.	Qty	Description	Dealer embroidery	Make	Application
CP8191	1	Main operator		Folmatex	612R, 616R, 7R and 8R Active Series 2, X Series Combines, New CP770
CP8191DE	1	Main operator	■	Folmatex	
CP8191C	1	Main operator		Canvas	
CP8191DEC	1	Main operator	■	Canvas	
CP8192	2	Main operator and instructor		Folmatex	
CP8192DE	2	Main operator and instructor	■	Folmatex	
CP8192C	2	Main operator and instructor		Canvas	
CP8192DEC	2	Main operator and instructor	■	Canvas	
CP6756	1	Main operator		Material	6R Series (Waterloo)—6140R, 6150R, 6170R, 6190R, 6210R
CP6756DE	1	Main operator	■	Material	
CP6756C	1	Main operator		Grey canvas	
CP6756DEC	1	Main operator	■	Grey canvas	
CP6757	2	Main operator and instructor		Material	
CP6757DE	2	Main operator and instructor	■	Material	
CP6757C	2	Main operator and instructor		Grey canvas	
CP6757DEC	2	Main operator and instructor	■	Grey canvas	
CP6758	1	Main operator		Material	6R Series (Mannheim)—6105R, 6115R, 6125R, 6130R, 6140R, 6150R, 6170R, 6190R, 6210R
CP6758DE	1	Main operator	■	Material	
CP6758C	1	Main operator		Grey canvas	
CP6758DEC	1	Main operator	■	Grey canvas	
CP6759	2	Main operator and instructor		Material	
CP6759DE	2	Main operator and instructor	■	Material	
CP6759C	2	Main operator and instructor		Grey canvas	
CP6759DEC	2	Main operator and instructor	■	Grey canvas	
CP6755	2	Main operator and instructor		Material	S Series Combines—S550, S660, S670, S680, S690 (incl. 2016 models), S700 Series
CP6755DE	2	Main operator and instructor	■	Material	
CP6755C	2	Main operator and instructor		Grey canvas	
CP6755DEC	2	Main operator and instructor	■	Grey canvas	
CP4534	1	Main operator		Material	Telehandler all models
CP4534DE	1	Main operator	■	Material	
CP4534C	1	Main operator		Grey canvas	
CP4534DEC	1	Main operator,	■	Grey canvas	
CP4516	1	Main operator (low back)*		Material	Sabre 14.542, 1642, 17.542, STX38, STX46, SST15, SST16, L108, L100, L110, L111, LT133, LT155, LT166, LT150, LT160, LT180, LTR180, SX85
CP4516DE	1	Main operator (low back),	■	Material	
CP4516C	1	Main operator (low back)*		Grey canvas	
CP4516DEC	1	Main operator (low back)*	■	Grey canvas	
CP4517	1	Main operator		Material	Sabre 1540Hr, 1542HS, GT235, GT245, GX325, GX335, GX345, GvX355, L118, L120, L130, LX255, LX266, LX277, LX279, LX288, M653, M655, M665, F680, 717, 727, 737, 757
CP4517DE	1	Main operator	■	Material	
CP4517C	1	Main operator		Grey canvas	
CP4517DEC	1	Main operator	■	Grey canvas	
CP4518	1	Main operator		Material	F735
CP4518DE	1	Main operator	■	Material	
CP4518C	1	Main operator		Grey canvas	
CP4518DEC	1	Main operator	■	Grey canvas	
CP4519	1	Main operator		Material	X495, X595
CP4519DE	1	Main operator	■	Material	
CP4519C	1	Main operator		Grey canvas	
CP4519DEC	1	Main operator	■	Grey canvas	
CP4535	1	Main operator		Material	Old high back mowers—LT176, LT188
CP4535DE	1	Main operator	■	Material	
CP4535C	1	Main operator		Grey canvas	
CP4535DEC	1	Main operator	■	Grey canvas	
CP4433	1	Main operator		Material	5210, 5310, 5410, 5510 tractors
CP4433DE	1	Main operator	■	Material	
CP4433C	1	Main operator		Grey canvas	
CP4433DEC	1	Main operator	■	Grey canvas	

Part no.	Qty	Description	Dealer embroidery	Make	Application
CP4434	1	Main operator		Material	5220, 5320, 5420, 5520, 5620, 5720, 6110, 6210, 6310, 6410, 6510, 6610, 6810, 6910, 6120, 6220, 6320, 6420, 6520, 6620, 6820, 6920 6030 Series Tractors, 5075E ROPS*
CP4434DE	1	Main operator	■	Material	
CP4434C	1	Main operator		Grey canvas	
CP4434DEC	1	Main operator	■	Grey canvas	
CP4435	1	Main operator		Material	7210, 7410, 7510, 7610, 7710, 7810, 8450, all american style John Deere seats (eg 7000, 8000, early 9000 Series) tractors, 7700 header, cotton pickers and most chamberlain tractors
CP4435DE	1	Main operator	■	Material	
CP4435C	1	Main operator		Grey canvas	
CP4435DEC	1	Main operator	■	Grey canvas	
CP4436	1	Main operator		Material	7220, 7420, 7520, 7530, 7620, 7720, 7820, 7920, 8110(T), 8210(T), 8310(T), 8410(T), 9100, 9200, 9300(T), 9400(T) TRACTORS, 8120(T), 8220(T), 8320(T), 8420(T), 8520(T), 8130, 8230(T), 8330(T), 8430(T), 8530, 9120, 9220, 9320(T), 9420(T), 9520(T) 9030 Series tractors, 8R Series
CP4436DE	1	Main operator	■	Material	
CP4436C	1	Main operator		Grey canvas	
CP4436DEC	1	Main operator	■	Grey canvas	
CP4444	1	Main operator		Material	50 Series Combine production before 2002
CP4444DE	1	Main operator	■	Material	
CP4444C	1	Main operator		Grey canvas	
CP4444DEC	1	Main operator	■	Grey canvas	
CP4515	2	Main operator and instructor		Material	60, 70 Series Combines, 50 Series Combines production post 2002, 7760
CP4515DE	2	Main operator and instructor	■	Material	
CP4515C	2	Main operator and instructor		Grey canvas	
CP4515DEC	2	Main operator and instructor	■	Grey canvas	
CP4437	1	Main operator		Material	CTS, 9400 – 9600, 9410 – 9610 Combines
CP4437DE	1	Main operator	■	Material	
CP4437C	1	Main operator		Grey canvas	
CP4437DEC	1	Main operator	■	Grey canvas	
CP4442	1	Main operator		Material	Miscellaneous operator seat*
CP4442DE	1	Main operator	■	Material	
CP4442C	1	Main operator		Grey canvas	
CP4442DEC	1	Main operator	■	Grey canvas	
CP4443	2	Main operator and instructor		Material	Miscellaneous operator and instructor seat* For sprayers (with instructors seat)
CP4443DE	2	Main operator and instructor	■	Material	Miscellaneous operator and instructor seat*
CP4443C	2	Main operator and instructor		Grey canvas	
CP4443DEC	2	Main operator and instructor	■	Grey canvas	
CP6791	1	Instructor seat		Material	Miscellaneous instructor seat cover*
CP6791C	1	Instructor seat		Grey canvas	
CP4438	2	Main operator and instructor		Material	Custom vehicle bucket pair
CP4438DE	2	Main operator and instructor	■	Material	
CP4438C	2	Main operator and instructor		Grey canvas	
CP4438DEC	2	Main operator and instructor,	■	Grey canvas	
CP4536	1	Custom vehicle bucket single seat		Material	Custom vehicle bucket single seat*
CP4536DE	1	Custom vehicle bucket single seat	■	Material	
CP4536C	1	Custom vehicle bucket single seat		Grey canvas	
CP4536DEC	1	Custom vehicle bucket single seat	■	Grey canvas	
CP4439	1	Dealer logo embroidery set up fee			One off charge for setting up Dealer logo for embroidery on seat covers, check with Allied Seating Group 1800 455 433 if unsure*
CP4537	2	Main operator and instructor		Material	7220, 7420, 7520, 7620, 7720, 7820, 7920, 8110(T), 8210(T), 8310(T), 8410(T), 9100, 9200, 9300(T), 9400(T), 8120(T), 8220(T), 8320(T), 8420(T), 8520(T), 8130, 8230(T), 8330(T), 8430(T), 8530, 9120, 9220, 9320(T), 9420(T), 9520(T) 9030 Series tractors
CP4537DE	2	Main operator and instructor	■	Material	
CP4537C	2	Main operator and instructor		Grey canvas	
CP4537DEC	2	Main operator and instructor	■	Grey canvas	
CP5053	1	Main operator		Material	5820
CP5053DE	1	Main operator	■	Material	
CP5053C	1	Main operator		Grey canvas	
CP5053DEC	1	Main operator	■	Grey canvas	
CP5055	1	Main operator		Material	5525
CP5055DE	1	Main operator	■	Material	
CP5055C	1	Main operator		Grey canvas	
CP5055DEC	1	Main operator	■	Grey canvas	



Part no.	Qty	Description	Dealer embroidery	Make	Application
CP5054	1	Main operator		Material	6020SE
CP5054DE	1	Main operator	■	Material	
CP5054C	1	Main operator		Grey canvas	
CP5054DEC	1	Main operator	■	Grey canvas	
CP5056C	2	2 Bucket seats, 1 and ¾, bench seat front or back		Grey canvas	
CP5056DEC	2	2 Bucket seats, 1 and ¾, bench seat front or back	■	Grey canvas	All Gators
CP8213C	2	Driver + 2 seat passenger bench		Grey canvas	
CP8213DEC	2	Driver + 2 seat passenger bench	■	Grey canvas	
CP8214C	1	Bench seat		Grey canvas	
CP8214DEC	1	Bench seat	■	Grey canvas	
CP8215C	1	Rear bench seat		Grey canvas	
CP8215DEC	1	Rear bench seat	■	Grey canvas	
CP6644	2	Main operator and instructor		Material	9R Series, 8R Series, 7R Series with instructor seat (older series)
CP6644DE	2	Main operator and instructor	■	Material	
CP6644C	2	Main operator and instructor		Grey canvas	
CP6644DEC	2	Main operator and instructor	■	Grey canvas	
CP6907	2	Main operator and instructor		Material	7R, 8R, 9R Series with head rest and instructor seat, 8370RT
CP6907DE	2	Main operator and instructor	■	Material	
CP6907C	2	Main operator and instructor		Grey canvas	
CP6907DEC	2	Main operator and instructor	■	Grey canvas	
CP6972	1	Main operator		Material	5065M, 5075M, 5080M, 5085M, 5095M, 5105M
CP6972DE	1	Main operator	■	Material	
CP6972C	1	Main operator		Grey canvas	
CP6972DEC	1	Main operator	■	Grey canvas	
CP6973	1	Main operator		Material	5055E, 5075E cab tractor euro, rops use CP4434 – you MUST send Allied Seating a picture of your seats as these machines can come with 3 different model seats
CP6973DE	1	Main operator	■	Material	
CP6973C	1	Main operator		Grey canvas	
CP6973DEC	1	Main operator	■	Grey canvas	
CP8317	2	Main operator and instructor		Material	5055E
CP8317DE	2	Main operator and instructor	■	Material	
CP8317C	2	Main operator and instructor		Grey canvas	
CP8317DEC	2	Main operator and instructor	■	Grey canvas	
CP6974	1	Main operator		Material	5M (no h/r), 6105M (no h/r), 6110M (no h/r), 6125M (no h/r), 6140M (no h/r), 6150M (no h/r), 6175M (no h/r), 9470RX
CP6974DE	1	Main operator	■	Material	
CP6974C	1	Main operator		Grey canvas	
CP6974DEC	1	Main operator	■	Grey canvas	
CP6975	2	Main operator and instructor		Material	6105M (no h/r), 6110M (no h/r), 6125M (no h/r), 6140M (no h/r), 6150M (no h/r), 6175M (no h/r)
CP6975DE	2	Main operator and instructor	■	Material	
CP6975C	2	Main operator and instructor		Grey canvas	
CP6975DEC	2	Main operator and instructor	■	Grey canvas	
CP6976	1	Main operator		Material	6105M (has h/r), 6110M (has h/r), 6125M (has h/r), 6140M (has h/r), 6150M (has h/r), 6175M (has h/r)
CP6976DE	1	Main operator	■	Material	
CP6976C	1	Main operator		Grey canvas	
CP6976DEC	1	Main operator	■	Grey canvas	
CP6977	2	Main operator and instructor		Material	CP690
CP6977DE	2	Main operator and instructor	■	Material	
CP6977C	2	Main operator and instructor		Grey canvas	
CP6977DEC	2	Main operator and instructor	■	Grey canvas	
CP6978	1	Main operator		Material	S670, S680, S770, S780, CP690
CP6978DE	1	Main operator	■	Material	
CP6978C	1	Main operator		Grey canvas	
CP6978DEC	1	Main operator	■	Grey canvas	
CP6979	2	Main operator and instructor		Material	CP690
CP6979DE	2	Main operator and instructor	■	Material	
CP6979C	2	Main operator and instructor		Grey canvas	
CP6979DEC	2	Main operator and instructor	■	Grey canvas	
CP6980	1	Main operator		Material	3033R, 4020, 4720
CP6980DE	1	Main operator	■	Material	
CP6980C	1	Main operator		Grey canvas	
CP6980DEC	1	Main operator	■	Grey canvas	

Part no.	Qty	Description	Dealer embroidery	Make	Application
CP6981	1	Main operator		Material	R4030, R4038, R4040, R4045
CP6981DE	1	Main operator	■	Material	
CP6981C	1	Main operator		Grey canvas	
CP6981DEC	1	Main operator	■	Grey canvas	
CP6982	2	Main operator and instructor		Material	
CP6982DE	2	Main operator and instructor	■	Material	
CP6982C	2	Main operator and instructor		Grey canvas	
CP6982DEC	2	Main operator and instructor	■	Grey canvas	
CP6983	1	Main operator		Material	R4023 2015
CP6983DE	1	Main operator	■	Material	
CP6983C	1	Main operator		Grey canvas	
CP6983DEC	1	Main operator	■	Grey canvas	
CP6984	1	Main operator		Material	3045R, 5090R, 5100R, 5115R, 5125R, 9470RX (no h/r)
CP6984DE	1	Main operator	■	Material	
CP6984C	1	Main operator		Grey canvas	
CP6984DEC	1	Main operator	■	Grey canvas	
CP6985	1	Main operator		Material	W150 Windrower, 3230 Fast track, 4066R
CP6985DE	1	Main operator	■	Material	
CP6985C	1	Main operator		Grey canvas	
CP6985DEC	1	Main operator	■	Grey canvas	
CP6986	2	Main operator and instructor		Material	W150 Windrower
CP6986DE	2	Main operator and instructor	■	Material	
CP6986C	2	Main operator and instructor		Grey canvas	
CP6986DEC	2	Main operator and instructor	■	Grey canvas	
CP6987	1	Main operator		Material	2032R
CP6987DE	1	Main operator	■	Material	
CP6987C	1	Main operator		Grey canvas	
CP6987DEC	1	Main operator	■	Grey canvas	
CP6988	1	Main operator		Material	4044M, 4049M, 4052M, 4066M Driver
CP6988DE	1	Main operator	■	Material	
CP6988C	1	Main operator		Grey canvas	
CP6988DEC	1	Main operator	■	Grey canvas	
CP6989	1	Main operator		Material	5085GF, 5100GF
CP6989DE	1	Main operator	■	Material	
CP6989C	1	Main operator		Grey canvas	
CP6989DEC	1	Main operator	■	Grey canvas	
CP6990	1	Main operator		Material	X300, X300R, X304, X310, X320, X324, X360, X380 Driver
CP6990DE	1	Main operator	■	Material	
CP6990C	1	Main operator		Grey canvas	
CP6990DEC	1	Main operator	■	Grey canvas	
CP6991	1	Main operator		Material	1575, 1585 Mower
CP6991DE	1	Main operator	■	Material	
CP6991C	1	Main operator		Grey canvas	
CP6991DEC	1	Main operator	■	Grey canvas	
CP6992	1	Main operator		Material	Z930M, Z950R, Z940M, X915E 2015+
CP6992DE	1	Main operator	■	Material	
CP6992C	1	Main operator		Grey canvas	
CP6992DEC	1	Main operator	■	Grey canvas	
CP6993	1	Main operator		Material	4630 later than 2014
CP6993DE	1	Main operator	■	Material	
CP6993C	1	Main operator		Grey canvas	
CP6993DEC	1	Main operator	■	Grey canvas	
CP6994	2	Main operator and instructor		Material	
CP6994DE	2	Main operator and instructor	■	Material	
CP6994C	2	Main operator and instructor		Grey canvas	
CP6994DEC	2	Main operator and instructor	■	Grey canvas	
CP6995	1	Main operator		Material	4630 before 2014
CP6995DE	1	Main operator	■	Material	
CP6995C	1	Main operator		Grey canvas	
CP6995DEC	1	Main operator	■	Grey canvas	
CP6996	2	Main operator and instructor		Material	
CP6996DE	2	Main operator and instructor	■	Material	
CP6996C	2	Main operator and instructor		Grey canvas	
CP6996DEC	2	Main operator and instructor	■	Grey canvas	

Part no.	Qty	Description	Dealer embroidery	Make	Application
CP6997	1	Main operator		Material	3038E Rops
CP6997DE	1	Main operator	■	Material	
CP6997C	1	Main operator		Grey canvas	
CP6997DEC	1	Main operator	■	Grey canvas	
CP8316	1	Main operator		Material	1025R, 1026R
CP8316DE	1	Main operator	■	Material	
CP8316C	1	Main operator		Grey canvas	
CP8316DEC	1	Main operator	■	Grey canvas	

## Construction & forestry

Part no.	Qty	Description	Dealer embroidery	Make	Application
CP8175	2	Main Operator and Instructor		Material	Dump Trucks—260E,310E,370E,410E & 460E
CP8175DE	2	Main Operator and Instructor	■	Material	
CP8175C	2	Main Operator and Instructor		Grey Canvas	
CP8175DEC	2	Main Operator and Instructor	■	Grey Canvas	
CP8176	1	Main Operator		Material	
CP8176DE	1	Main Operator	■	Material	
CP8176C	1	Main Operator		Grey Canvas	
CP8176DEC	1	Main Operator	■	Grey Canvas	
CP8177	1	Main Operator		Material	Backhoe—315SL
CP8177DE	1	Main Operator	■	Material	
CP8177C	1	Main Operator		Grey Canvas	
CP8177DEC	1	Main Operator	■	Grey Canvas	
CP8178	1	Main Operator		Material	Dozers—450K, 550J, 550K, 650K, 700K, 750K, 850, 950K, 1050K
CP8178DE	1	Main Operator	■	Material	
CP8178C	1	Main Operator		Grey Canvas	
CP8178DEC	1	Main Operator	■	Grey Canvas	
CP8179	1	Main Operator		Material	Motor Graders—620G/GP, 622G/GP, 670G/GP, 672G/GP, 770G/GP, 772G/GP, 870G/GP, 872G/GP
CP8179DE	1	Main Operator	■	Material	
CP8179C	1	Main Operator		Grey Canvas	
CP8179DEC	1	Main Operator	■	Grey Canvas	
CP8180	1	Main Operator		Material	Wheel Loaders—824K-ii, 544K-ii, 624K-ii, 644K, 724K
CP8180DE	1	Main Operator	■	Material	
CP8180C	1	Main Operator		Grey Canvas	
CP8180DEC	1	Main Operator	■	Grey Canvas	
CP8181	1	Main Operator		Material	Forestry Equipment Forwarder—1510G, 1910E
CP8181DE	1	Main Operator	■	Material	
CP8181C	1	Main Operator		Grey Canvas	
CP8181DEC	1	Main Operator	■	Grey Canvas	
CP8182	1	Main Operator		Material	Skidders—648L-ii, 848L-ii, 948L-ii
CP8182DE	1	Main Operator	■	Material	
CP8182C	1	Main Operator		Grey Canvas	
CP8182DEC	1	Main Operator	■	Grey Canvas	
CP8183	1	Main Operator		Material	Swing Machines—2154G, 2156G, 2654G, 2656G, 3154G, 3156G, 3754G, 3756G
CP8183DE	1	Main Operator	■	Material	
CP8183C	1	Main Operator		Grey Canvas	
CP8183DEC	1	Main Operator	■	Grey Canvas	
CP8184	1	Main Operator		Material	Tracked Fellers—853M, 589M, 903M, 953M, 959M
CP8184DE	1	Main Operator	■	Material	
CP8184C	1	Main Operator		Grey Canvas	
CP8184DEC	1	Main Operator	■	Grey Canvas	
CP8185	1	Main Operator		Material	Tracked Harvesters—803MH, 853MH, 859MH, 953MH, 959MH
CP8185DE	1	Main Operator	■	Material	
CP8185C	1	Main Operator		Grey Canvas	
CP8185DEC	1	Main Operator	■	Grey Canvas	



Part no.	Qty	Description	Dealer embroidery	Make	Application
CP8186	1	Main Operator		Material	Wheeled Harvesters—1270G,1470G
CP8186DE	1	Main Operator	■	Material	
CP8186C	1	Main Operator		Grey Canvas	
CP8186DEC	1	Main Operator	■	Grey Canvas	
CP8187	1	Main Operator		Material	1050K Dozer
CP8187DE	1	Main Operator	■	Material	
CP8187C	1	Main Operator		Grey Canvas	
CP8187DEC	1	Main Operator	■	Grey Canvas	
CP8188	1	Main Operator		Material	New 850L Dozer
CP8188DE	1	Main Operator	■	Material	
CP8188C	1	Main Operator		Grey Canvas	
CP8188DEC	1	Main Operator	■	Grey Canvas	
CP8233	1	Main Operator		Material	524L, 544L, 624L, 744L, 824L, 844L Wheel Loader
CP8233DE	1	Main Operator	■	Material	
CP8233C	1	Main Operator		Grey Canvas	
CP8233DEC	1	Main Operator	■	Grey Canvas	
CP8234	1	Main Operator		Folmatex	E18 Mini Excavator
CP8234DE	1	Main Operator	■	Folmatex	
CP8234C	1	Main Operator		Grey Canvas	
CP8234DEC	1	Main Operator	■	Grey Canvas	
CP8235	1	Main Operator		Folmatex	E36 Mini Excavator
CP8235DE	1	Main Operator	■	Folmatex	
CP8235C	1	Main Operator		Grey Canvas	
CP8235DEC	1	Main Operator	■	Grey Canvas	
CP8236	1	Main Operator		Folmatex	E140, E210, E260, E330 Mid Excavator
CP8236DE	1	Main Operator	■	Folmatex	
CP8236C	1	Main Operator		Grey Canvas	
CP8236DEC	1	Main Operator	■	Grey Canvas	
CP8237	1	Main Operator		Folmatex	324G, 325G, 331G, 332G Skidsteer
CP8237DE	1	Main Operator	■	Folmatex	
CP8237C	1	Main Operator		Grey Canvas	
CP8237DEC	1	Main Operator	■	Grey Canvas	

## Seat cover type

Part number only	Operator or instructor seat cover or both see description
Part number + "DE"	Seat cover includes dealer embroidery
Part number + "C"	Operator or instructor seat cover with canvas material
Part number + "DEC"	Seat cover includes dealer embroidery with canvas material



Please ring Allied Seating Group on **1800 455 433** for dealer embroidery requirements.

CP4442, CP4443, or CP6791 are miscellaneous part numbers used for new machines. Please ring Allied Seating Group on **1800 455 433** to confirm dimension of the new model seats.

If your seat cover is not listed, please contact Allied Seating Group directly for custom-made seat covers to suit your requirements.

**[www.alliedseating.com.au](http://www.alliedseating.com.au)**

# Talc and graphite

John Deere offer high-grade products for vacuum seed meters with benefits of seed coating and lubrication in all weather conditions. John Deere talc is mined in the U.S.A. Our products are 97% pure and offers the benefit of seed coating and lubrication in one product.

Part no.	Description
A113712	Talc, lubricant 2.5gal
A113709	Talc, 5gal
TY26253AU	Powdered graphite
TY16533AU	Seed flow lubricant



# Tools

## Sockets and socket sets

John Deere home and workshop products are superior in durability and dependability that are built to perform and built to last. Every accessory and every component is carefully engineered and rigorously tested. We offer a wide variety of hand tools such as pliers and cutting tools, socket and wrench sets, screwdrivers and hammers, and multi-purpose utility knives.



## Portable filter carts

The economical way to protect your system from the harm that can be caused by contamination and transfer fluids into reservoirs or to clean up existing systems.

### Two versions are available:

- 10MF Smart Filter Cart 240v: standard unit that uses two high capacity ModuFlow™ Plus filters for long element life and better system protection.
- 10MF Smart Filter Cart c/w IPD 240v: as per the model listed above, but also features iCountPD Intelli-Cart™ option. This cart features early warning digital display indicators for Low, Medium and High contamination levels and self-diagnostic software.

### Part no.

CP6925/CP6925NZ  
CP6926/CP6926NZ

## Bearing checker

Easy-to-operate, simple to use, and quick method of analysing bearing condition and lubrication state. The Bearing Checker delivers a low cost analysis of machinery conditions with easily interpreted results; and has field-proven technology.

### Part no.

CP6937/CP6937NZ

## OilCheck

Provides a visual comparison between new and used oils. OilCheck gives an early warning of impending engine failure and the simplistic hand-held design makes it easy to use.

### Part no.

CP6936/CP6936NZ



The John Deere Socket sets line-up includes ¼-, ⅜-, ½-, and ¾-inch drive socket sets in a broad range of SAE\* (inch) and metric sizes in regular and deep lengths.

- Precise dimensions, as well as high strength.
- All ¼- through ½-inch drive sockets is the “increased torque drive” system. This design allows the sockets to grip fasteners on their “flats” instead of on the corners like conventional sockets. This system reduces the risk of rounding off the nut or bolt, and allows more torque to be applied.
- Blow-moulded cases or clip-rails for convenient storage

## Sockets and socket sets

### Metric ¼-in. drive socket set, 21-piece set in blow-molded case TY25836

Part no.	Description	Size
PT18018	Metric ¼-in. drive socket set, 6-pt. socket, regular	5mm
PT18019	Metric ¼-in. drive socket set, 6-pt. socket, regular	6mm
PT18020	Metric ¼-in. drive socket set, 6-pt. socket, regular	7mm
PT18021	Metric ¼-in. drive socket set, 6-pt. socket, regular	8mm
PT18022	Metric ¼-in. drive socket set, 6-pt. socket, regular	9mm
PT18023	Metric ¼-in. drive socket set, 6-pt. socket, regular	10mm
PT18024	Metric ¼-in. drive socket set, 6-pt. socket, regular	11mm
PT18025	Metric ¼-in. drive socket set, 6-pt. socket, regular	12mm
PT18026	Metric ¼-in. drive socket set, 6-pt. socket, regular	13mm
PT19914	Metric ¼-in. drive socket set, 6-pt. socket, deep	6mm
PT19915	Metric ¼-in. drive socket set, 6-pt. socket, deep	7mm
PT19916	Metric ¼-in. drive socket set, 6-pt. socket, deep	8mm
PT19917	Metric ¼-in. drive socket set, 6-pt. socket, deep	9mm
PT19918	Metric ¼-in. drive socket set, 6-pt. socket, deep	10mm
PT19919	Metric ¼-in. drive socket set, 6-pt. socket, deep	11mm
PT19921	Metric ¼-in. drive socket set, 6-pt. socket, deep	13mm
PT17034	Metric ¼-in. drive socket set, 2-in. extension	2-in.
PT17035	Metric ¼-in. drive socket set, 6-in. extension	3-in.

### Metric ¼-in. drive socket set, 1/4 in. u-joint TY19927

Part no.	Description	Size
PT18600	Metric ¼-in. drive socket set, spinner handle	—
PT20970	Metric ¼-in. drive socket set, pear-head ratchet	—
PT20973	Metric ¼-in. drive socket set, blow-molded case	—

### SAE ⅜-in. drive sockets, 10-piece on clip rail TY19983

Part no.	Description	Size
PT18027	SAE ⅜-in. drive sockets, 12-pt. socket, regular	⅜-in.
PT17037	SAE ⅜-in. drive sockets, 12-pt. socket, regular	⅜-in.
PT17038	SAE ⅜-in. drive sockets, 12-pt. socket, regular	⅞-in.
PT17039	SAE ⅜-in. drive sockets, 12-pt. socket, regular	½-in.
PT17040	SAE ⅜-in. drive sockets, 12-pt. socket, regular	⅝-in.
PT17041	SAE ⅜-in. drive sockets, 12-pt. socket, regular	⅞-in.
PT17042	SAE ⅜-in. drive sockets, 12-pt. socket, regular	1⅞-in.
PT17043	SAE ⅜-in. drive sockets, 12-pt. socket, regular	¾-in.
PT17044	SAE ⅜-in. drive sockets, 12-pt. socket, regular	1⅜-in.
PT17045	SAE ⅜-in. drive sockets, 12-pt. socket, regular	⅞-in.

### SAE ⅜-in. drive socket set, 20-piece set in blow-molded case TY25837

Part no.	Description	Size
PT17037	SAE ⅜-in. drive socket set, 12-pt. socket, regular	⅜-in.
PT17038	SAE ⅜-in. drive socket set, 12-pt. socket, regular	⅞-in.
PT17039	SAE ⅜-in. drive socket set, 12-pt. socket, regular	½-in.
PT17040	SAE ⅜-in. drive socket set, 12-pt. socket, regular	⅝-in.
PT17041	SAE ⅜-in. drive socket set, 12-pt. socket, regular	⅞-in.
PT17042	SAE ⅜-in. drive socket set, 12-pt. socket, regular	1⅞-in.
PT17043	SAE ⅜-in. drive socket set, 12-pt. socket, regular	¾-in.
PT17044	SAE ⅜-in. drive socket set, 12-pt. socket, regular	1⅜-in.
PT17045	SAE ⅜-in. drive socket set, 12-pt. socket, regular	⅞-in.
PT17048	SAE ⅜-in. drive socket set, 12-pt. socket, deep	⅜-in.
PT17145	SAE ⅜-in. drive socket set, 12-pt. socket, deep	⅞-in.
PT17049	SAE ⅜-in. drive socket set, 12-pt. socket, deep	½-in.
PT17050	SAE ⅜-in. drive socket set, 12-pt. socket, deep	⅝-in.
PT17051	SAE ⅜-in. drive socket set, 12-pt. socket, deep	⅞-in.
PT17052	SAE ⅜-in. drive socket set, 12-pt. socket, deep	1⅞-in.
PT17053	SAE ⅜-in. drive socket set, 12-pt. socket, deep	¾-in.
PT17054	SAE ⅜-in. drive socket set, 12-pt. socket, deep	1⅜-in.
PT17056	SAE ⅜-in. drive socket set, 3-in. extension	3-in.
PT17057	SAE ⅜-in. drive socket set, 6-in. extension	6-in.
PT20975	SAE ⅜-in. drive socket set, 8-in. pear-head ratchet	8-in.
PT20976	SAE ⅜-in. drive socket set, blow-molded case	—

### SAE ¼-in. drive socket set, 21-piece set in blow-molded case TY25836

Part no.	Description	Size
PT17025	SAE ¼-in. drive socket set, 6-pt. socket, regular	⅜-in.
PT17026	SAE ¼-in. drive socket set, 6-pt. socket, regular	⅞-in.
PT17027	SAE ¼-in. drive socket set, 6-pt. socket, regular	½-in.
PT17028	SAE ¼-in. drive socket set, 6-pt. socket, regular	⅝-in.
PT17029	SAE ¼-in. drive socket set, 6-pt. socket, regular	⅞-in.
PT17030	SAE ¼-in. drive socket set, 6-pt. socket, regular	1⅞-in.
PT17031	SAE ¼-in. drive socket set, 6-pt. socket, regular	¾-in.
PT17032	SAE ¼-in. drive socket set, 6-pt. socket, regular	⅞-in.
PT17033	SAE ¼-in. drive socket set, 6-pt. socket, regular	½-in.
PT18930	SAE ¼-in. drive socket set, 6-pt. socket, deep	¼-in.
PT18931	SAE ¼-in. drive socket set, 6-pt. socket, deep	⅝-in.
PT18932	SAE ¼-in. drive socket set, 6-pt. socket, deep	⅞-in.
PT18933	SAE ¼-in. drive socket set, 6-pt. socket, deep	1⅞-in.
PT19910	SAE ¼-in. drive socket set, 6-pt. socket, deep	⅜-in.
PT19911	SAE ¼-in. drive socket set, 6-pt. socket, deep	⅞-in.
PT19912	SAE ¼-in. drive socket set, 6-pt. socket, deep	½-in.
PT17034	SAE ¼-in. drive socket set, 2-in. Extension	2-in.
PT17035	SAE ¼-in. drive socket set, 6-in. Extension	6-in.

## Sockets and socket sets

### Metric 3/8-in. drive socket set, 22-piece set in blow-molded case TY25838

Part no.	Description	Size
PT16648	Metric 3/8-in. drive socket set, 12-pt. socket, regular	10mm
PT16650	Metric 3/8-in. drive socket set, 12-pt. socket, regular	12mm
PT16651	Metric 3/8-in. drive socket set, 12-pt. socket, regular	13mm
PT16652	Metric 3/8-in. drive socket set, 12-pt. socket, regular	14mm
PT16653	Metric 3/8-in. drive socket set, 12-pt. socket, regular	15mm
PT16655	Metric 3/8-in. drive socket set, 12-pt. socket, regular	17mm
PT16656	Metric 3/8-in. drive socket set, 12-pt. socket, regular	18mm
PT16657	Metric 3/8-in. drive socket set, 12-pt. socket, regular	19mm
PT18003	Metric 3/8-in. drive socket set, 12-pt. socket, regular	21mm
PT18004	Metric 3/8-in. drive socket set, 12-pt. socket, regular	22mm
PT18005	Metric 3/8-in. drive socket set, 12-pt. socket, deep	10mm
PT18006	Metric 3/8-in. drive socket set, 12-pt. socket, deep	12mm
PT18007	Metric 3/8-in. drive socket set, 12-pt. socket, deep	13mm
PT18008	Metric 3/8-in. drive socket set, 12-pt. socket, deep	14mm
PT18009	Metric 3/8-in. drive socket set, 12-pt. socket, deep	15mm
PT18010	Metric 3/8-in. drive socket set, 12-pt. socket, deep	17mm
PT19268	Metric 3/8-in. drive socket set, 12-pt. socket, deep	18mm
PT18011	Metric 3/8-in. drive socket set, 12-pt. socket, deep	19mm
PT18012	Metric 3/8-in. drive socket set, 12-pt. socket, deep	21mm
PT17056	Metric 3/8-in. drive socket set, 3-in. extension	3-in.
PT17057	Metric 3/8-in. drive socket set, 6-in. extension	6-in.
PT20975	Metric 3/8-in. drive socket set, 8-in. pear-head ratchet	8-in.
PT20978	Metric 3/8-in. drive socket set, blow-molded case	—

### SAE 3/8-in. drive flex sockets, 7-piece on clip rail TY24812

Part no.	Description	Size
PT20307	SAE 3/8-in. drive flex sockets, 6-pt. socket, regular	3/8-in.
PT20308	SAE 3/8-in. drive flex sockets, 6-pt. socket, regular	7/16-in.
PT20313	SAE 3/8-in. drive flex sockets, 6-pt. socket, regular	3/4-in.
PT20310	SAE 3/8-in. drive flex sockets, 6-pt. socket, regular	9/16-in.
PT20311	SAE 3/8-in. drive flex sockets, 6-pt. socket, regular	5/8-in.
PT20312	SAE 3/8-in. drive flex sockets, 6-pt. socket, regular	11/16-in.
PT20309	SAE 3/8-in. drive flex sockets, 6-pt. socket, regular	1/2-in.

### SAE 3/8-in. drive flex sockets, 10-piece on clip rail TY24813

Part no.	Description	Size
PT20314	Metric 3/8-in. drive flex sockets, 6-pt. socket, regular	10mm
PT20315	Metric 3/8-in. drive flex sockets, 6-pt. socket, regular	11mm
PT20316	Metric 3/8-in. drive flex sockets, 6-pt. socket, regular	12mm
PT20317	Metric 3/8-in. drive flex sockets, 6-pt. socket, regular	13mm
PT20318	Metric 3/8-in. drive flex sockets, 6-pt. socket, regular	14mm
PT20319	Metric 3/8-in. drive flex sockets, 6-pt. socket, regular	15mm
PT20320	Metric 3/8-in. drive flex sockets, 6-pt. socket, regular	16mm
PT20321	Metric 3/8-in. drive flex sockets, 6-pt. socket, regular	17mm
PT20322	Metric 3/8-in. drive flex sockets, 6-pt. socket, regular	18mm
PT20323	Metric 3/8-in. drive flex sockets, 6-pt. socket, regular	19mm

### SAE 3/8-in. drive sockets, 10-piece on clip rail TY19983

Part no.	Description	Size
PT18027	SAE 3/8-in. drive sockets, 12-pt. socket, regular	5/16-in.
PT17037	SAE 3/8-in. drive sockets, 12-pt. socket, regular	3/8-in.
PT17038	SAE 3/8-in. drive sockets, 12-pt. socket, regular	7/16-in.
PT17039	SAE 3/8-in. drive sockets, 12-pt. socket, regular	1/2-in.
PT17040	SAE 3/8-in. drive sockets, 12-pt. socket, regular	9/16-in.
PT17041	SAE 3/8-in. drive sockets, 12-pt. socket, regular	5/8-in.
PT17042	SAE 3/8-in. drive sockets, 12-pt. socket, regular	11/16-in.
PT17043	SAE 3/8-in. drive sockets, 12-pt. socket, regular	3/4-in.
PT17044	SAE 3/8-in. drive sockets, 12-pt. socket, regular	13/16-in.
PT17045	SAE 3/8-in. drive sockets, 12-pt. socket, regular	7/8-in.

### Metric 3/8-in. drive flex sockets, 14-piece on clip rail TY19924

Part no.	Description	Size
PT16644	Metric 3/8-in. drive sockets, 12-pt. socket, regular	6mm
PT16645	Metric 3/8-in. drive sockets, 12-pt. socket, regular	7mm
PT16646	Metric 3/8-in. drive sockets, 12-pt. socket, regular	8mm
PT16647	Metric 3/8-in. drive sockets, 12-pt. socket, regular	9mm
PT16648	Metric 3/8-in. drive sockets, 12-pt. socket, regular	10mm
PT16649	Metric 3/8-in. drive sockets, 12-pt. socket, regular	11mm
PT16650	Metric 3/8-in. drive sockets, 12-pt. socket, regular	12mm
PT16651	Metric 3/8-in. drive sockets, 12-pt. socket, regular	13mm
PT16652	Metric 3/8-in. drive sockets, 12-pt. socket, regular	14mm
PT16653	Metric 3/8-in. drive sockets, 12-pt. socket, regular	15mm
PT16654	Metric 3/8-in. drive sockets, 12-pt. socket, regular	16mm
PT16655	Metric 3/8-in. drive sockets, 12-pt. socket, regular	17mm
PT16656	Metric 3/8-in. drive sockets, 12-pt. socket, regular	18mm
PT16657	Metric 3/8-in. drive sockets, 12-pt. socket, regular	19mm



**SAE 3/8-in. drive socket set**  
20-piece set in blow-molded case  
TY25837

## Hex bit sockets

### SAE hex bit sockets, 13-piece on clip rail TY26846

Part no.	Description	Size
PT21167	SAE hex bit sockets, ¼-in. drive	⅝ <sub>16</sub> -in.
PT21168	SAE hex bit sockets, ¼-in. drive	⅜ <sub>32</sub> -in.
PT21169	SAE hex bit sockets, ¼-in. drive	7 <sub>64</sub> -in.
PT21170	SAE hex bit sockets, ¼-in. drive	⅛-in.
PT21171	SAE hex bit sockets, ¼-in. drive	9 <sub>64</sub> -in.
PT21172	SAE hex bit sockets, ¼-in. drive	5 <sub>32</sub> -in.
PT21173	SAE hex bit sockets, ⅜-in. drive	3 <sub>16</sub> -in.
PT21174	SAE hex bit sockets, ⅜-in. drive	7 <sub>32</sub> -in.
PT21175	SAE hex bit sockets, ⅜-in. drive	¼-in.
PT21176	SAE hex bit sockets, ⅜-in. drive	5 <sub>16</sub> -in.
PT21177	SAE hex bit sockets, ⅜-in. drive	3 <sub>8</sub> -in.
PT21178	SAE hex bit sockets, ½-in. drive	7 <sub>16</sub> -in.
PT21179	SAE hex bit sockets, ½-in. drive	½-in.
PT21218	SAE hex bit sockets, clip rail	—

### SAE ½-in. jumbo hex bit sockets, 6-piece on clip rail TY26847

Part no.	Description	Size
PT21180	SAE ½-in. jumbo hex bit sockets, ½-in. drive	9 <sub>16</sub> -in.
PT21181	SAE ½-in. jumbo hex bit sockets, ½-in. drive	5 <sub>8</sub> -in.
PT21182	SAE ½-in. jumbo hex bit sockets, ½-in. drive	11 <sub>16</sub> -in.
PT21183	SAE ½-in. jumbo hex bit sockets, ½-in. drive	3 <sub>4</sub> -in.
PT21184	SAE ½-in. jumbo hex bit sockets, ½-in. drive	13 <sub>16</sub> -in.
PT21185	SAE ½-in. jumbo hex bit sockets, ½-in. drive	7 <sub>8</sub> -in.
PT21219	SAE ½-in. jumbo hex bit sockets, clip rail	—

### Metric hex bit sockets, 13-piece on clip rail TY26848

Part no.	Description	Size
PT21186	Metric hex bit sockets, ¼-in. drive	2mm
PT21187	Metric hex bit sockets, ¼-in. drive	2.5mm
PT21188	Metric hex bit sockets, ¼-in. drive	3mm
PT21189	Metric hex bit sockets, ¼-in. drive	4mm
PT21190	Metric hex bit sockets, ¼-in. drive	5mm
PT21191	Metric hex bit sockets, ¼-in. drive	5.5mm
PT21192	Metric hex bit sockets, ⅜-in. drive	6mm
PT21193	Metric hex bit sockets, ⅜-in. drive	7mm
PT21194	Metric hex bit sockets, ⅜-in. drive	8mm
PT21195	Metric hex bit sockets, ⅜-in. drive	9mm
PT21196	Metric hex bit sockets, ⅜-in. drive	10mm
PT21197	Metric hex bit sockets, ½-in. drive	11mm
PT21198	Metric hex bit sockets, ½-in. drive	12mm
PT21220	Metric hex bit sockets, clip rail	—

### Metric ½-in. jumbo hex bit sockets, 7-piece on clip rail TY26849

Part no.	Description	Size
PT21199	Metric ½-in. jumbo hex bit sockets, ½-in. drive	13mm
PT21200	Metric ½-in. jumbo hex bit sockets, ½-in. drive	14mm
PT21201	Metric ½-in. jumbo hex bit sockets, ½-in. drive	15mm
PT21202	Metric ½-in. jumbo hex bit sockets, ½-in. drive	17mm
PT21203	Metric ½-in. jumbo hex bit sockets, ½-in. drive	19mm
PT21204	Metric ½-in. jumbo hex bit sockets, ½-in. drive	21mm
PT21205	Metric ½-in. jumbo hex bit sockets, ½-in. drive	22mm
PT21221	Metric ½-in. jumbo hex bit sockets, ½-in. drive, clip rail	—





## Flare nut crow foot sockets

- Open end crowfoot sockets provide access to fasteners in tight areas
- 9-point configuration helps avoid fastener rounding
- Manufactured from precision alloy steel
- Full Polish Chrome Finish

### SAE 3⁄8-in. – 7-piece on clip rail

TY24358

Part no.	Description	Size
PT19932	SAE 3⁄8-in.	3⁄8-in.
PT19933	SAE 3⁄8-in.	7⁄16-in.
PT19934	SAE 3⁄8-in.	1⁄2-in.
PT19935	SAE 3⁄8-in.	9⁄16-in.
PT19936	SAE 3⁄8-in.	5⁄8-in.
PT19937	SAE 3⁄8-in.	11⁄16-in.
PT19938	SAE 3⁄8-in.	3⁄4-in.

### Metric 3⁄8-in. – 8-piece on clip rail

TY24359

Part no.	Description	Size
PT19939	Metric 3⁄8-in.	10mm
PT19940	Metric 3⁄8-in.	11mm
PT19941	Metric 3⁄8-in.	13mm
PT19942	Metric 3⁄8-in.	14mm
PT19943	Metric 3⁄8-in.	15mm
PT19944	Metric 3⁄8-in.	17mm
PT19945	Metric 3⁄8-in.	18mm
PT19946	Metric 3⁄8-in.	19mm

## Impact socket sets

- Thicker walls and special alloy steel provide extra strength
- A black oxide finish that provides corrosion resistance and also differentiates from regular sockets
- Sockets are through-hardened to ensure strength, toughness and wear resistance

### SAE 1⁄2-in. drive sockets, 13-piece on clip rail

TY19984

Part no.	Description	Size
PT17058	SAE 1⁄2-in. drive sockets, 12-pt. socket, regular	7⁄16-in.
PT17059	SAE 1⁄2-in. drive sockets, 12-pt. socket, regular	1⁄2-in.
PT17060	SAE 1⁄2-in. drive sockets, 12-pt. socket, regular	9⁄16-in.
PT17061	SAE 1⁄2-in. drive sockets, 12-pt. socket, regular	5⁄8-in.
PT17062	SAE 1⁄2-in. drive sockets, 12-pt. socket, regular	11⁄16-in.
PT17063	SAE 1⁄2-in. drive sockets, 12-pt. socket, regular	3⁄4-in.
PT17064	SAE 1⁄2-in. drive sockets, 12-pt. socket, regular	13⁄16-in.
PT17065	SAE 1⁄2-in. drive sockets, 12-pt. socket, regular	7⁄8-in.
PT17066	SAE 1⁄2-in. drive sockets, 12-pt. socket, regular	15⁄16-in.
PT17067	SAE 1⁄2-in. drive sockets, 12-pt. socket, regular	1-in.
PT17068	SAE 1⁄2-in. drive sockets, 12-pt. socket, regular	1 1⁄16-in.
PT17069	SAE 1⁄2-in. drive sockets, 12-pt. socket, regular	1 1⁄8-in.
PT17070	SAE 1⁄2-in. drive sockets, 12-pt. socket, regular	1 1⁄4-in.

### Metric 1⁄2-in. drive sockets, 11-piece on clip rail

TY19944

Part no.	Description	Size
PT17014	Metric 1⁄2-in. drive sockets, 6-pt. socket, regular	20mm
PT17015	Metric 1⁄2-in. drive sockets, 6-pt. socket, regular	21mm
PT17016	Metric 1⁄2-in. drive sockets, 6-pt. socket, regular	22mm
PT17017	Metric 1⁄2-in. drive sockets, 6-pt. socket, regular	23mm
PT17018	Metric 1⁄2-in. drive sockets, 6-pt. socket, regular	24mm
PT17019	Metric 1⁄2-in. drive sockets, 6-pt. socket, regular	25mm
PT17020	Metric 1⁄2-in. drive sockets, 6-pt. socket, regular	26mm
PT17021	Metric 1⁄2-in. drive sockets, 6-pt. socket, regular	27mm
PT17022	Metric 1⁄2-in. drive sockets, 6-pt. socket, regular	28mm
PT17023	Metric 1⁄2-in. drive sockets, 6-pt. socket, regular	30mm
PT17024	Metric 1⁄2-in. drive sockets, 6-pt. socket, regular	32mm

### SAE 1⁄2-in. drive deep-well sockets, 9-piece on clip rail

TY24209

Part no.	Description	Size
PT19354	SAE 1⁄2-in. drive deep-well sockets, 12-pt. socket, deep	7⁄16-in.
PT19269	SAE 1⁄2-in. drive deep-well sockets, 12-pt. socket, deep	1⁄2-in.
PT19270	SAE 1⁄2-in. drive deep-well sockets, 12-pt. socket, deep	9⁄16-in.
PT17072	SAE 1⁄2-in. drive deep-well sockets, 12-pt. socket, deep	5⁄8-in.
PT17146	SAE 1⁄2-in. drive deep-well sockets, 12-pt. socket, deep	11⁄16-in.
PT17073	SAE 1⁄2-in. drive deep-well sockets, 12-pt. socket, deep	3⁄4-in.
PT17074	SAE 1⁄2-in. drive deep-well sockets, 12-pt. socket, deep	1 1⁄16-in.
PT17075	SAE 1⁄2-in. drive deep-well sockets, 12-pt. socket, deep	7⁄8-in.
PT19271	SAE 1⁄2-in. drive deep-well sockets, 12-pt. socket, deep	15⁄16-in.

### Metric 1⁄2-in. drive deep-well sockets, 11-piece on clip rail

TY24210

Part no.	Description	Size
PT19272	Metric 1⁄2-in. drive deep-well sockets, 12-pt. socket, deep	13mm
PT19273	Metric 1⁄2-in. drive deep-well sockets, 12-pt. socket, deep	14mm
PT18013	Metric 1⁄2-in. drive deep-well sockets, 12-pt. socket, deep	15mm
PT19274	Metric 1⁄2-in. drive deep-well sockets, 12-pt. socket, deep	16mm
PT18014	Metric 1⁄2-in. drive deep-well sockets, 12-pt. socket, deep	17mm
PT19275	Metric 1⁄2-in. drive deep-well sockets, 12-pt. socket, deep	18mm
PT18015	Metric 1⁄2-in. drive deep-well sockets, 12-pt. socket, deep	19mm
PT19276	Metric 1⁄2-in. drive deep-well sockets, 12-pt. socket, deep	20mm
PT18016	Metric 1⁄2-in. drive deep-well sockets, 12-pt. socket, deep	21mm
PT18017	Metric 1⁄2-in. drive deep-well sockets, 12-pt. socket, deep	22mm
PT19277	Metric 1⁄2-in. drive deep-well sockets, 12-pt. socket, deep	24mm

## Impact socket sets

### SAE ½-in. drive impact sockets, 11-piece TY24217

Part no.	Description	Size
PT19332	SAE ½-in. drive impact sockets, 6-pt. socket, regular	⅜-in.
PT19333	SAE ½-in. drive impact sockets, 6-pt. socket, regular	½-in.
PT19334	SAE ½-in. drive impact sockets, 6-pt. socket, regular	⅝-in.
PT19335	SAE ½-in. drive impact sockets, 6-pt. socket, regular	⅞-in.
PT19336	SAE ½-in. drive impact sockets, 6-pt. socket, regular	1⅛-in.
PT19337	SAE ½-in. drive impact sockets, 6-pt. socket, regular	¾-in.
PT19338	SAE ½-in. drive impact sockets, 6-pt. socket, regular	1⅜-in.
PT19339	SAE ½-in. drive impact sockets, 6-pt. socket, regular	⅞-in.
PT19340	SAE ½-in. drive impact sockets, 6-pt. socket, regular	1⅝-in.
PT19341	SAE ½-in. drive impact sockets, 6-pt. socket, regular	1-in.
PT19342	SAE ½-in. drive impact sockets, 6-pt. socket, regular	1⅞-in.

### SAE ½-in. drive deep-well impact sockets, 11-piece TY24363

Part no.	Description	Size
PT19955	SAE ½-in. drive deep-well impact sockets, 6-pt. socket, deep	⅜-in.
PT19956	SAE ½-in. drive deep-well impact sockets, 6-pt. socket, deep	½-in.
PT19957	SAE ½-in. drive deep-well impact sockets, 6-pt. socket, deep	⅝-in.
PT19958	SAE ½-in. drive deep-well impact sockets, 6-pt. socket, deep	⅞-in.
PT19959	SAE ½-in. drive deep-well impact sockets, 6-pt. socket, deep	1⅛-in.
PT19960	SAE ½-in. drive deep-well impact sockets, 6-pt. socket, deep	¾-in.
PT19961	SAE ½-in. drive deep-well impact sockets, 6-pt. socket, deep	1⅜-in.
PT19962	SAE ½-in. drive deep-well impact sockets, 6-pt. socket, deep	⅞-in.
PT19963	SAE ½-in. drive deep-well impact sockets, 6-pt. socket, deep	1⅝-in.
PT19964	SAE ½-in. drive deep-well impact sockets, 6-pt. socket, deep	1-in.
PT19965	SAE ½-in. drive deep-well impact sockets, 6-pt. socket, deep	1⅞-in.

### SAE ⅝-in. drive deep-well impact sockets, 8-piece TY27275

Part no.	Description	Size
PT21293	SAE ⅝-in. drive deep-well impact sockets, 6-pt. socket, deep	⅝-in.
PT21294	SAE ⅝-in. drive deep-well impact sockets, 6-pt. socket, deep	⅞-in.
PT21295	SAE ⅝-in. drive deep-well impact sockets, 6-pt. socket, deep	⅞-in.
PT21296	SAE ⅝-in. drive deep-well impact sockets, 6-pt. socket, deep	½-in.
PT21297	SAE ⅝-in. drive deep-well impact sockets, 6-pt. socket, deep	⅞-in.
PT21298	SAE ⅝-in. drive deep-well impact sockets, 6-pt. socket, deep	⅝-in.
PT21299	SAE ⅝-in. drive deep-well impact sockets, 6-pt. socket, deep	1⅞-in.
PT21300	SAE ⅝-in. drive deep-well impact sockets, 6-pt. socket, deep	¾-in.

### Metric ½-in. drive impact sockets, 11-piece TY24218

Part no.	Description	Size
PT19343	Metric ½-in. drive impact sockets, 6-pt. socket , regular	13mm
PT19344	Metric ½-in. drive impact sockets, 6-pt. socket , regular	14mm
PT19345	Metric ½-in. drive impact sockets, 6-pt. socket , regular	15mm
PT19346	Metric ½-in. drive impact sockets, 6-pt. socket , regular	16mm
PT19347	Metric ½-in. drive impact sockets, 6-pt. socket , regular	17mm
PT19348	Metric ½-in. drive impact sockets, 6-pt. socket , regular	18mm
PT19349	Metric ½-in. drive impact sockets, 6-pt. socket , regular	19mm
PT19350	Metric ½-in. drive impact sockets, 6-pt. socket , regular	21mm
PT19351	Metric ½-in. drive impact sockets, 6-pt. socket , regular	22mm
PT19352	Metric ½-in. drive impact sockets, 6-pt. socket , regular	24mm
PT19353	Metric ½-in. drive impact sockets, 6-pt. socket , regular	27mm

### Metric ½-in. drive deep-well impact sockets, 11-piece TY24364

Part no.	Description	Size
PT19966	Metric ½-in. drive deep-well impact sockets, 6-pt. socket, deep	13mm
PT19967	Metric ½-in. drive deep-well impact sockets, 6-pt. socket, deep	14mm
PT19968	Metric ½-in. drive deep-well impact sockets, 6-pt. socket, deep	15mm
PT19969	Metric ½-in. drive deep-well impact sockets, 6-pt. socket, deep	16mm
PT19970	Metric ½-in. drive deep-well impact sockets, 6-pt. socket, deep	17mm
PT19971	Metric ½-in. drive deep-well impact sockets, 6-pt. socket, deep	18mm
PT19972	Metric ½-in. drive deep-well impact sockets, 6-pt. socket, deep	19mm
PT19973	Metric ½-in. drive deep-well impact sockets, 6-pt. socket, deep	21mm
PT19974	Metric ½-in. drive deep-well impact sockets, 6-pt. socket, deep	22mm
PT19975	Metric ½-in. drive deep-well impact sockets, 6-pt. socket, deep	24mm
PT19976	Metric ½-in. drive deep-well impact sockets, 6-pt. socket, deep	27mm

### Metric ⅝-in. drive deep-well impact sockets, 8-piece TY27274

Part no.	Description	Size
PT21285	Metric ⅝-in. drive deep-well impact sockets, 6-pt. socket, deep	8mm
PT21286	Metric ⅝-in. drive deep-well impact sockets, 6-pt. socket, deep	10mm
PT21287	Metric ⅝-in. drive deep-well impact sockets, 6-pt. socket, deep	12mm
PT21288	Metric ⅝-in. drive deep-well impact sockets, 6-pt. socket, deep	13mm
PT21289	Metric ⅝-in. drive deep-well impact sockets, 6-pt. socket, deep	14mm
PT21290	Metric ⅝-in. drive deep-well impact sockets, 6-pt. socket, deep	15mm
PT21291	Metric ⅝-in. drive deep-well impact sockets, 6-pt. socket, deep	17mm
PT21292	Metric ⅝-in. drive deep-well impact sockets, 6-pt. socket, deep	19mm

## Impact socket sets

### SAE ½-in. drive socket set, 25-piece set in blow-molded case TY25839

Part no.	Description	Size
PT20980	SAE ½-in. drive socket set, 6-pt. socket, regular	⅞-in.
PT20981	SAE ½-in. drive socket set, 6-pt. socket, regular	½-in.
PT20982	SAE ½-in. drive socket set, 6-pt. socket, regular	⅜-in.
PT20983	SAE ½-in. drive socket set, 6-pt. socket, regular	⅝-in.
PT20984	SAE ½-in. drive socket set, 6-pt. socket, regular	1⅛-in.
PT20985	SAE ½-in. drive socket set, 6-pt. socket, regular	¾-in.
PT17064	SAE ½-in. drive socket set, 12-pt. socket, regular	1⅜-in.
PT17065	SAE ½-in. drive socket set, 12-pt. socket, regular	⅞-in.
PT17066	SAE ½-in. drive socket set, 12-pt. socket, regular	1⅝-in.
PT17067	SAE ½-in. drive socket set, 12-pt. socket, regular	1-in.
PT17068	SAE ½-in. drive socket set, 12-pt. socket, regular	1⅞-in.
PT17069	SAE ½-in. drive socket set, 12-pt. socket, regular	1⅝-in.
PT17070	SAE ½-in. drive socket set, 12-pt. socket, regular	1¼-in.
PT19269	SAE ½-in. drive socket set, 12-pt. socket, deep	½-in.
PT19270	SAE ½-in. drive socket set, 12-pt. socket, deep	⅝-in.
PT17072	SAE ½-in. drive socket set, 12-pt. socket, deep	⅝-in.
PT17146	SAE ½-in. drive socket set, 12-pt. socket, deep	1⅞-in.
PT17073	SAE ½-in. drive socket set, 12-pt. socket, deep	¾-in.
PT17074	SAE ½-in. drive socket set, 12-pt. socket, deep	1⅜-in.
PT17075	SAE ½-in. drive socket set, 12-pt. socket, deep	⅞-in.
PT19271	SAE ½-in. drive socket set, 12-pt. socket, deep	1⅝-in.
PT17077	SAE ½-in. drive socket set, 5-in. extension	5-in.
PT17078	SAE ½-in. drive socket set, 10-in. extension	10-in.
PT17435	SAE ½-in. drive socket set, 17-in. breaker bar	17-in.
PT20986	SAE ½-in. drive socket set, 10-in. pear-head ratchet	10-in.
PT20987	SAE ½-in. drive socket set, blow-molded case	—

### SAE ¾-in. drive socket set, 15-piece set in blow-molded case TY19926

Part no.	Description	Size
PT16668	SAE ¾-in. drive socket set, 12-pt. socket, regular	⅞-in.
PT16669	SAE ¾-in. drive socket set, 12-pt. socket, regular	1⅝-in.
PT16670	SAE ¾-in. drive socket set, 12-pt. socket, regular	1-in.
PT16671	SAE ¾-in. drive socket set, 12-pt. socket, regular	1⅞-in.
PT16672	SAE ¾-in. drive socket set, 12-pt. socket, regular	1⅝-in.
PT16673	SAE ¾-in. drive socket set, 12-pt. socket, regular	1¼-in.
PT16674	SAE ¾-in. drive socket set, 12-pt. socket, regular	1⅞-in.
PT16675	SAE ¾-in. drive socket set, 12-pt. socket, regular	1⅝-in.
PT16676	SAE ¾-in. drive socket set, 12-pt. socket, regular	1⅞-in.
PT16677	SAE ¾-in. drive socket set, 12-pt. socket, regular	1½-in.
PT16678	SAE ¾-in. drive socket set, 12-pt. socket, regular	1⅝-in.
PT16679	SAE ¾-in. drive socket set, 20-in. reversible ratchet	20-in.
PT16680	SAE ¾-in. drive socket set, 19-in. breaker bar	19-in.
PT16681	SAE ¾-in. drive socket set, 8-in. extension	8-in.
PT16682	SAE ¾-in. drive socket set, 16-in. extension	16-in.
PT16683	SAE ¾-in. drive socket set, blow-molded case	—

## Joints and adaptors

Part no.	Description	Size
TY19928	universal joints for sockets, ⅝-in. universal joint	⅝-in.
TY19929	universal joints for sockets, ½-in. universal joint	½-in.
TY24221	universal joint for impact sockets	½-in.
TY27451	impact adapter set, 3-piece	¼-in. ⅝-in. ½-in.

### Metric ½-in. drive socket set, 25-piece set in blow-molded case TY25840

Part no.	Description	Size
PT16660	Metric ½-in. drive socket set, 12-pt. socket, regular	12mm
PT16661	Metric ½-in. drive socket set, 12-pt. socket, regular	13mm
PT16662	Metric ½-in. drive socket set, 12-pt. socket, regular	14mm
PT16663	Metric ½-in. drive socket set, 12-pt. socket, regular	15mm
PT16665	Metric ½-in. drive socket set, 12-pt. socket, regular	17mm
PT16666	Metric ½-in. drive socket set, 12-pt. socket, regular	18mm
PT16667	Metric ½-in. drive socket set, 12-pt. socket, regular	19mm
PT18884	Metric ½-in. drive socket set, 12-pt. socket, regular	21mm
PT18885	Metric ½-in. drive socket set, 12-pt. socket, regular	22mm
PT18886	Metric ½-in. drive socket set, 12-pt. socket, regular	24mm
PT18887	Metric ½-in. drive socket set, 12-pt. socket, regular	26mm
PT18888	Metric ½-in. drive socket set, 12-pt. socket, regular	27mm
PT18889	Metric ½-in. drive socket set, 12-pt. socket, regular	30mm
PT18890	Metric ½-in. drive socket set, 12-pt. socket, regular	32mm
PT18013	Metric ½-in. drive socket set, 12-pt. socket, deep	15mm
PT19274	Metric ½-in. drive socket set, 12-pt. socket, deep	16mm
PT18014	Metric ½-in. drive socket set, 12-pt. socket, deep	17mm
PT19275	Metric ½-in. drive socket set, 12-pt. socket, deep	18mm
PT18015	Metric ½-in. drive socket set, 12-pt. socket, deep	19mm
PT18016	Metric ½-in. drive socket set, 12-pt. socket, deep	20mm
PT1801	Metric ½-in. drive socket set, 12-pt. socket, deep	21mm
PT17077	Metric ½-in. drive socket set, 5-in. extension	5-in.
PT17078	Metric ½-in. drive socket set, 10-in. extension	10-in.
PT17435	Metric ½-in. drive socket set, 17-in. breaker bar	17-in.
PT20986	Metric ½-in. drive socket set, 10-in. pear-head ratchet	10-in.
PT20989	Metric ½-in. drive socket set, blow-molded case	—

### Metric ¾-in. drive sockets, 11-piece in blow-molded case TY19986

Part no.	Description	Size
PT18588	Metric ¾-in. drive sockets, 12-pt. socket, regular	22mm
PT18589	Metric ¾-in. drive sockets, 12-pt. socket, regular	24mm
PT18590	Metric ¾-in. drive sockets, 12-pt. socket, regular	26mm
PT18591	Metric ¾-in. drive sockets, 12-pt. socket, regular	27mm
PT18592	Metric ¾-in. drive sockets, 12-pt. socket, regular	30mm
PT18593	Metric ¾-in. drive sockets, 12-pt. socket, regular	32mm
PT18594	Metric ¾-in. drive sockets, 12-pt. socket, regular	33mm
PT18595	Metric ¾-in. drive sockets, 12-pt. socket, regular	35mm
PT18596	Metric ¾-in. drive sockets, 12-pt. socket, regular	36mm
PT18597	Metric ¾-in. drive sockets, 12-pt. socket, regular	38mm
PT18598	Metric ¾-in. drive sockets, 12-pt. socket, regular	41mm
PT20851	Metric ¾-in. drive sockets, blow-molded case	—





## Star bit sockets

- Designed for use on tamper-resistant Star fasteners
- S2 alloy steel bit for strength and durability
- Rust resistant finish
- Handy magnetic rack sticks to ferrous metal surfaces

### Star bit sockets, 12-piece on clip rail TY26850

Part no.	Description	Size
PT21206	Star bit sockets, ¼-in. Drive	T-10
PT21207	Star bit sockets, ¼-in. Drive	T-15
PT21208	Star bit sockets, ¼-in. Drive	T-20
PT21209	Star bit sockets, ¼-in. Drive	T-25
PT21210	Star bit sockets, ¼-in. Drive	T-27
PT21211	Star bit sockets, ¼-in. Drive	T-30
PT21212	Star bit sockets, ⅜-in. Drive	T-40
PT21213	Star bit sockets, ⅜-in. Drive	T-45
PT21214	Star bit sockets, ⅜-in. Drive	T-47
PT21215	Star bit sockets, ⅜-in. Drive	T-50
PT21216	Star bit sockets, ⅜-in. Drive	T-55
PT21217	Star bit sockets, ½-in. Drive	T-60
PT21222	Star bit sockets, clip rail	—

## Socket clip rails

- Keeps sockets organized and segregated by size of drive and fastener
- Easy snap on and off of sockets


Part no.	Description	Size
TY24365	Clip rails, ¼-in. socket	¼-in. Socket
TY24366	Clip rails, ⅜-in. socket	⅜-in. Socket
TY24367	Clip rails, ½-in. socket	½-in. Socket

## Wobble extension sets

- Includes 3 extensions; a 3 in., a 6 in., and a 10 in.
- Fully insert the socket on to the end of the extension and use as a standard extension
- Partially insert the socket on the extension and the socket will "wobble" or pivot, giving you increased access in hard to reach areas
- Ball detent helps to secure the socket to the adapter
- Chamfered lead-ins help to provide fast and easy placement onto drive tools and sockets
- Meets or exceeds ANSI standards

### Wobble extension set, ⅜-in. drive TY19978

Part no.	Description	Size
TY19978	Wobble extension set, ⅜-in. drive	⅜-in.
PT18573	Wobble extension, ⅜-in. drive	3-in.
PT18574	Wobble extension, ⅜-in. drive	6-in.
PT18575	Wobble extension, ⅜-in. drive	10-in.
TY19979	Wobble extension set, ½-in. drive	½-in.
PT18576	Wobble extension set, ½-in. drive	3-in.
PT18577	Wobble extension set, ½-in. drive	6-in.
PT18578	Wobble extension set, ½-in. drive	10-in.



### Star Bit Sockets

12-Piece on Clip Rail

TY26850



## 70-piece tool set

The 70-piece SAE and metric socket/wrench tool set comes packaged in a convenient blow-molded carrying case and features an improved locking mechanism. The tools are made of chrome-vanadium steel and nickel-chrome plated for high-torque strength – perfect for home and vehicle owners.

### SAE and Metric ¼-in. and ⅜-in. socket and wrench tool set TY19996

Part no.	Description	Size
PT18935	SAE sockets, ¼-in. drive, 6-pt. regular socket	⅝ <sub>2</sub> -in.
PT17025	SAE sockets, ¼-in. drive, 6-pt. regular socket	⅜ <sub>6</sub> -in.
PT17026	SAE sockets, ¼-in. drive, 6-pt. regular socket	⅜ <sub>2</sub> -in.
PT17027	SAE sockets, ¼-in. drive, 6-pt. regular socket	¼-in.
PT17028	SAE sockets, ¼-in. drive, 6-pt. regular socket	⅝ <sub>2</sub> -in.
PT17029	SAE sockets, ¼-in. drive, 6-pt. regular socket	⅝ <sub>6</sub> -in.
PT17030	SAE sockets, ¼-in. drive, 6-pt. regular socket	1⅝ <sub>2</sub> -in.
PT17031	SAE sockets, ¼-in. drive, 6-pt. regular socket	⅜ <sub>6</sub> -in.
PT17032	SAE sockets, ¼-in. drive, 6-pt. regular socket	⅜ <sub>6</sub> -in.
PT17033	SAE sockets, ¼-in. drive, 6-pt. regular socket	½-in.
PT18929	SAE sockets, ¼-in. drive, 6-pt. deep socket	⅜ <sub>2</sub> -in.
PT18930	SAE sockets, ¼-in. drive, 6-pt. deep socket	¼-in.
PT18931	SAE sockets, ¼-in. drive, 6-pt. deep socket	⅝ <sub>2</sub> -in.
PT18932	SAE sockets, ¼-in. drive, 6-pt. deep socket	⅝ <sub>6</sub> -in.
PT18933	SAE sockets, ¼-in. drive, 6-pt. deep socket	1⅝ <sub>2</sub> -in.
PT17037	SAE sockets, ⅜-in. drive, 12-pt. regular socket	⅜ <sub>6</sub> -in.
PT17038	SAE sockets, ⅜-in. drive, 12-pt. regular socket	⅜ <sub>6</sub> -in.
PT17039	SAE sockets, ⅜-in. drive, 12-pt. regular socket	½-in.
PT17040	SAE sockets, ⅜-in. drive, 12-pt. regular socket	⅝ <sub>6</sub> -in.
PT17041	SAE sockets, ⅜-in. drive, 12-pt. regular socket	⅝ <sub>6</sub> -in.
PT17042	SAE sockets, ⅜-in. drive, 12-pt. regular socket	1⅝ <sub>6</sub> -in.
PT17043	SAE sockets, ⅜-in. drive, 12-pt. regular socket	¾-in.
PT17044	SAE sockets, ⅜-in. drive, 12-pt. regular socket	1⅝ <sub>6</sub> -in.
PT17048	SAE sockets, ⅜-in. drive, 12-pt. deep socket	⅜ <sub>6</sub> -in.
PT17145	SAE sockets, ⅜-in. drive, 12-pt. deep socket	⅜ <sub>6</sub> -in.
PT17049	SAE sockets, ⅜-in. drive, 12-pt. deep socket	½-in.
PT17050	SAE sockets, ⅜-in. drive, 12-pt. deep socket	⅝ <sub>6</sub> -in.
PT17051	SAE sockets, ⅜-in. drive, 12-pt. deep socket	⅝ <sub>6</sub> -in.
PT17052	SAE sockets, ⅜-in. drive, 12-pt. deep socket	1⅝ <sub>6</sub> -in.
PT18599	Metric sockets, ¼-in. drive, 6-pt. regular socket	4mm
PT18018	Metric sockets, ¼-in. drive, 6-pt. regular socket	5mm
PT18019	Metric sockets, ¼-in. drive, 6-pt. regular socket	6mm
PT18020	Metric sockets, ¼-in. drive, 6-pt. regular socket	7mm
PT18021	Metric sockets, ¼-in. drive, 6-pt. regular socket	8mm
PT18022	Metric sockets, ¼-in. drive, 6-pt. regular socket	9mm
PT18023	Metric sockets, ¼-in. drive, 6-pt. regular socket	10mm
PT18024	Metric sockets, ¼-in. drive, 6-pt. regular socket	11mm
PT18025	Metric sockets, ¼-in. drive, 6-pt. regular socket	12mm
PT18026	Metric sockets, ¼-in. drive, 6-pt. regular socket	13mm
PT16648	Metric sockets, ⅜-in. drive, 12-pt. regular socket	10mm
PT16649	Metric sockets, ⅜-in. drive, 12-pt. regular socket	11mm
PT16650	Metric sockets, ⅜-in. drive, 12-pt. regular socket	12mm
PT16651	Metric sockets, ⅜-in. drive, 12-pt. regular socket	13mm
PT16652	Metric sockets, ⅜-in. drive, 12-pt. regular socket	14mm
PT16653	Metric sockets, ⅜-in. drive, 12-pt. regular socket	15mm
PT16657	Metric sockets, ⅜-in. drive, 12-pt. regular socket	19mm
PT17034	Accessories for ¼-in. drive, 2-in. extension bar	2-in.
PT18600	Accessories for ¼-in. drive, spinner handle	—
PT20970	Accessories for ¼-in. drive, ratchet	—
PT18934	Accessories for ¼-in. drive, bit holder	—

### Accessories for ⅜-in. drive, ⅝-in. spark-plug socket TY19932

Part no.	Description	Size
PT17056	Accessories for ⅜-in. drive, 3-in. extension bar	3-in.
PT20975	Accessories for ⅜-in. drive, ratchet	—
PT16584	Combination wrenches	⅜ <sub>6</sub> -in.
PT16585	Combination wrenches	⅜ <sub>6</sub> -in.
PT16586	Combination wrenches	½-in.
PT16587	Combination wrenches	⅝ <sub>6</sub> -in.
PT16588	Combination wrenches	⅝ <sub>6</sub> -in.
PT19088	Blow-molded case	—
PT18030	Hex bits – 3, 4, 5, 6, flat bits – 4, 5.5, 7, phillips bits – 1, 2, 3	—



## 72-piece tool set

The 72-piece SAE and metric tool set contains the most commonly used tools for work around the home, shop and garage, and comes conveniently packaged in a zippered vinyl carrying case.

### SAE and Metric ¼-in. and ⅜-in. drive tool set TY24369

Part no.	Description	Size
PT17025	SAE sockets, ¼-in. drive, 6-pt. regular socket	⅜-in.
PT17026	SAE sockets, ¼-in. drive, 6-pt. regular socket	⅝-in.
PT17027	SAE sockets, ¼-in. drive, 6-pt. regular socket	¾-in.
PT17028	SAE sockets, ¼-in. drive, 6-pt. regular socket	⅞-in.
PT17029	SAE sockets, ¼-in. drive, 6-pt. regular socket	1-in.
PT17031	SAE sockets, ¼-in. drive, 6-pt. regular socket	1 ⅛-in.
PT17032	SAE sockets, ¼-in. drive, 6-pt. regular socket	1 ¼-in.
PT17033	SAE sockets, ¼-in. drive, 6-pt. regular socket	1 ½-in.
PT17045	SAE sockets, ¼-in. drive, 6-pt. regular socket	1 ⅞-in.
PT17037	SAE sockets, ⅜-in. drive, 12-pt. regular socket	⅜-in.
PT17038	SAE sockets, ⅜-in. drive, 12-pt. regular socket	⅝-in.
PT17039	SAE sockets, ⅜-in. drive, 12-pt. regular socket	¾-in.
PT17040	SAE sockets, ⅜-in. drive, 12-pt. regular socket	⅞-in.
PT17041	SAE sockets, ⅜-in. drive, 12-pt. regular socket	1-in.
PT17042	SAE sockets, ⅜-in. drive, 12-pt. regular socket	1 ⅛-in.
PT17043	SAE sockets, ⅜-in. drive, 12-pt. regular socket	1 ¼-in.
PT17044	SAE sockets, ⅜-in. drive, 12-pt. regular socket	1 ⅝-in.
PT17048	SAE sockets, ⅜-in. drive, 12-pt. deep socket	⅜-in.
PT17145	SAE sockets, ⅜-in. drive, 12-pt. deep socket	⅝-in.
PT17049	SAE sockets, ⅜-in. drive, 12-pt. deep socket	¾-in.
PT17050	SAE sockets, ⅜-in. drive, 12-pt. deep socket	⅞-in.
PT18599	Metric sockets, ¼-in. drive, 6-pt. regular socket	4mm
PT18018	Metric sockets, ¼-in. drive, 6-pt. regular socket	5mm
PT18019	Metric sockets, ¼-in. drive, 6-pt. regular socket	6mm
PT18020	Metric sockets, ¼-in. drive, 6-pt. regular socket	7mm
PT18021	Metric sockets, ¼-in. drive, 6-pt. regular socket	8mm
PT18022	Metric sockets, ¼-in. drive, 6-pt. regular socket	9mm
PT18023	Metric sockets, ¼-in. drive, 6-pt. regular socket	10mm
PT18024	Metric sockets, ¼-in. drive, 6-pt. regular socket	11mm
PT18025	Metric sockets, ¼-in. drive, 6-pt. regular socket	12mm
PT18026	Metric sockets, ¼-in. drive, 6-pt. regular socket	13mm
PT16647	Metric sockets, ⅜-in. drive, 12-pt. regular socket	9mm
PT16648	Metric sockets, ⅜-in. drive, 12-pt. regular socket	10mm
PT16649	Metric sockets, ⅜-in. drive, 12-pt. regular socket	11mm
PT16650	Metric sockets, ⅜-in. drive, 12-pt. regular socket	12mm
PT16651	Metric sockets, ⅜-in. drive, 12-pt. regular socket	13mm
PT16652	Metric sockets, ⅜-in. drive, 12-pt. regular socket	14mm
PT16653	Metric sockets, ⅜-in. drive, 12-pt. regular socket	15mm
PT16654	Metric sockets, ⅜-in. drive, 12-pt. regular socket	16mm
PT16655	Metric sockets, ⅜-in. drive, 12-pt. regular socket	17mm
PT16656	Metric sockets, ⅜-in. drive, 12-pt. regular socket	18mm
PT18006	Metric sockets, ⅜-in. drive, 12-pt. deep socket	12mm
PT18007	Metric sockets, ⅜-in. drive, 12-pt. deep socket	13mm
PT18008	Metric sockets, ⅜-in. drive, 12-pt. deep socket	14mm
PT18009	Metric sockets, ⅜-in. drive, 12-pt. deep socket	15mm
PT20975	Accessories for ⅜-in. drive, ⅜-in. ratchet	⅜-in.
PT17056	Accessories for ⅜-in. drive, 3-in. extension	3-in.
PT19986	Accessories for ⅜-in. drive, ⅜-in. adapter	⅜-in.

### Accessories for ⅜-in. drive, ⅜-in. spark-plug socket TY19932

Part no.	Description	Size
PT19983	Accessories for ⅜-in. drive, magnetic spinner handle	—
PT19984	Accessories for ⅜-in. drive, magnetic drive socket adapter for spinner handle	—
PT19985	Accessories for ⅜-in. drive, 10-piece hex bits in boot	10-Piece
PT18030	Accessories for ⅜-in. drive, 10-piece bit set	10-Piece
TY19945	Accessories for ⅜-in. drive, 6-in. adjustable wrench	6-in.



## Combination wrench set

- Hot-drop forged from molybdenum alloy steel to ensure maximum strength and toughness
- High torque strength on both ends – exceeds federal specifications by a wide margin
- Chamfered tops and openings allow an easier fit and placement onto fasteners
- Open ends are angled 15° to permit use on hex fasteners in as little as 30° of turning space

### SAE wrench set, 14-piece set in pouch

TY19976

Part no.	Description	Size
PT18539	SAE wrench, 12-pt. combination wrench	⅜-in.
PT18540	SAE wrench, 12-pt. combination wrench	⅞-in.
PT18541	SAE wrench, 12-pt. combination wrench	½-in.
PT18542	SAE wrench, 12-pt. combination wrench	⅝-in.
PT18543	SAE wrench, 12-pt. combination wrench	⅝-in.
PT18544	SAE wrench, 12-pt. combination wrench	⅞-in.
PT18545	SAE wrench, 12-pt. combination wrench	¾-in.
PT18546	SAE wrench, 12-pt. combination wrench	⅞-in.
PT18547	SAE wrench, 12-pt. combination wrench	⅞-in.
PT18548	SAE wrench, 12-pt. combination wrench	⅞-in.
PT18549	SAE wrench, 12-pt. combination wrench	1-in.
PT18550	SAE wrench, 12-pt. combination wrench	1⅛-in.
PT18551	SAE wrench, 12-pt. combination wrench	1⅛-in.
PT18552	SAE wrench, 12-pt. combination wrench	1¼-in.
PT20847	SAE wrench set, pouch	—

### SAE wrench set satin finish, 14-piece set in pouch

TY19918

Part no.	Description	Size
PT16584	SAE wrench, 12-pt. combination wrench	⅜-in.
PT16585	SAE wrench, 12-pt. combination wrench	⅞-in.
PT16586	SAE wrench, 12-pt. combination wrench	½-in.
PT16587	SAE wrench, 12-pt. combination wrench	⅝-in.
PT16588	SAE wrench, 12-pt. combination wrench	⅝-in.
PT16589	SAE wrench, 12-pt. combination wrench	⅞-in.
PT16590	SAE wrench, 12-pt. combination wrench	¾-in.
PT16593	SAE wrench, 12-pt. combination wrench	⅞-in.
PT16591	SAE wrench, 12-pt. combination wrench	⅞-in.
PT16592	SAE wrench, 12-pt. combination wrench	⅞-in.
PT16594	SAE wrench, 12-pt. combination wrench	1-in.
PT16595	SAE wrench, 12-pt. combination wrench	1⅛-in.
PT16596	SAE wrench, 12-pt. combination wrench	1⅛-in.
PT16597	SAE wrench, 12-pt. combination wrench	1¼-in.
PT20845	SAE wrench set, pouch	—

### Metric wrench set satin finish, 10-piece set in pouch

TY19922

Part no.	Description	Size
PT16623	Metric wrench, 12-pt. combination wrench	10mm
PT16624	Metric wrench, 12-pt. combination wrench	11mm
PT16625	Metric wrench, 12-pt. combination wrench	12mm
PT16626	Metric wrench, 12-pt. combination wrench	13mm
PT16627	Metric wrench, 12-pt. combination wrench	14mm
PT16628	Metric wrench, 12-pt. combination wrench	15mm
PT16629	Metric wrench, 12-pt. combination wrench	16mm
PT16630	Metric wrench, 12-pt. combination wrench	17mm
PT16631	Metric wrench, 12-pt. combination wrench	18mm
PT16632	Metric wrench, 12-pt. combination wrench	19mm
PT20843	Metric wrench set, 12-pt. combination wrench, pouch	—

- 12-point box-end opening permits use where only a 15° swing space is available
- Full-polished or Satin-finish, nickel-chrome plated to resist rust and corrosion
- Set includes grommated cloth pouch with double straps to protect your investment

### Metric wrench set, 7, piece set with rack

TY26999

Part no.	Description	Size
PT21235	Metric ratcheting offest reversable wrench combination wrench	10mm
PT21236	Metric ratcheting offest reversable wrench combination wrench	12mm
PT21237	Metric ratcheting offest reversable wrench combination wrench	13mm
PT21238	Metric ratcheting offest reversable wrench combination wrench	14mm
PT21239	Metric ratcheting offest reversable wrench combination wrench	15mm
PT21240	Metric ratcheting offest reversable wrench combination wrench	16mm
PT21241	Metric ratcheting offest reversable wrench combination wrench	18mm

### Metric wrench set, 20-piece set in pouch


TY19977

Part no.	Description	Size
PT18553	Metric wrench, 12-pt. combination wrench	7mm
PT18554	Metric wrench, 12-pt. combination wrench	8mm
PT18555	Metric wrench, 12-pt. combination wrench	9mm
PT18556	Metric wrench, 12-pt. combination wrench	10mm
PT18557	Metric wrench, 12-pt. combination wrench	11mm
PT18558	Metric wrench, 12-pt. combination wrench	12mm
PT18559	Metric wrench, 12-pt. combination wrench	13mm
PT18560	Metric wrench, 12-pt. combination wrench	14mm
PT18561	Metric wrench, 12-pt. combination wrench	15mm
PT18562	Metric wrench, 12-pt. combination wrench	16mm
PT18563	Metric wrench, 12-pt. combination wrench	17mm
PT18564	Metric wrench, 12-pt. combination wrench	18mm
PT18565	Metric wrench, 12-pt. combination wrench	19mm
PT18566	Metric wrench, 12-pt. combination wrench	20mm
PT18567	Metric wrench, 12-pt. combination wrench	21mm
PT18568	Metric wrench, 12-pt. combination wrench	22mm
PT18569	Metric wrench, 12-pt. combination wrench	24mm
PT18570	Metric wrench, 12-pt. combination wrench	27mm
PT18571	Metric wrench, 12-pt. combination wrench	30mm
PT18572	Metric wrench, 12-pt. combination wrench	32mm
PT20846	Metric wrench set, pouch	—

### Metric wrench set stain finish, 11-piece set in pouch

TY19923

Part no.	Description	Size
PT16633	Metric wrench, 12-pt. combination wrench	20mm
PT16634	Metric wrench, 12-pt. combination wrench	21mm
PT16635	Metric wrench, 12-pt. combination wrench	22mm
PT16636	Metric wrench, 12-pt. combination wrench	23mm
PT16637	Metric wrench, 12-pt. combination wrench	24mm
PT16638	Metric wrench, 12-pt. combination wrench	25mm
PT16639	Metric wrench, 12-pt. combination wrench	26mm
PT16640	Metric wrench, 12-pt. combination wrench	27mm
PT16641	Metric wrench, 12-pt. combination wrench	28mm
PT16642	Metric wrench, 12-pt. combination wrench	30mm
PT16643	Metric wrench, 12-pt. combination wrench	32mm
PT20844	Metric wrench set, pouch	—



## Combination wrench sets

- 5° or arc-swing and low profile—allows access to fasteners in tight spaces and areas where other wrenches may not be effective
- No need to remove wrench from fastener while tightening or loosening
- Full-polish, chrome-vanadium finish—wipes clean
- Interactive packaging encourages consumers to try it out—demonstrates the ratchet-action feature
- Ideal for professionals and general do-it-yourself applications

### SAE wrench set, 7, piece set with rack TY25249

Part no.	Description	Size
PT20676	SAE ratcheting wrench, combination wrench	3/8-in.
PT20677	SAE ratcheting wrench, combination wrench	7/16-in.
PT20678	SAE ratcheting wrench, combination wrench	1/2-in.
PT20679	SAE ratcheting wrench, combination wrench	9/16-in.
PT20680	SAE ratcheting wrench, combination wrench	5/8-in.
PT20681	SAE ratcheting wrench, combination wrench	11/16-in.
PT20682	SAE ratcheting wrench, combination wrench	3/4-in.

### Metric wrench set, 7, piece set with rack TY25250

Part no.	Description	Size
PT20683	Metric ratcheting wrench, combination wrench	10mm
PT20684	Metric ratcheting wrench, combination wrench	12mm
PT20685	Metric ratcheting wrench, combination wrench	13mm
PT20686	Metric ratcheting wrench, combination wrench	14mm
PT20687	Metric ratcheting wrench, combination wrench	15mm
PT20688	Metric ratcheting wrench, combination wrench	16mm
PT20689	Metric ratcheting wrench, combination wrench	18mm

## Adjustable wrenches

- Made from chrome-vanadium steel for extra strength and quality appearance
- Drop-forged handle and jaw maximises toughness

Part no.	Description	Size
TY19945	Adjustable wrench	6-in.
TY19946	Adjustable wrench	8-in.
TY19947	Adjustable wrench	10-in.
TY19948	Adjustable wrench	12-in.
TY19981	Adjustable wrench	15-in.
TY19982	Adjustable wrench	18-in.



**Metric wrench set**  
11-piece set in pouch  
TY19923



## Hex wrench sets

- Made from high-quality alloy steel to precise dimensions
- Ball arm allows for additional offset for hard-to-reach fasteners – up to 25°
- Black-oxide rust resistant finish – keys housed in plastic holder



### 30-piece SAE and metric hex wrench set TY19995

**Sizes include:**

0.028-in.	$\frac{3}{32}$ -in.	$\frac{3}{16}$ -in.	0.7mm	2.5mm	5.5mm
0.035-in.	$\frac{7}{64}$ -in.	$\frac{7}{32}$ -in.	0.9mm	3mm	5.5mm
0.050-in.	$\frac{1}{8}$ -in.	$\frac{1}{4}$ -in.	1.3mm	4mm	7mm
$\frac{1}{16}$ -in.	$\frac{9}{64}$ -in.	$\frac{5}{16}$ -in.	1.5mm	4.5mm	8mm
$\frac{5}{64}$ -in.	$\frac{5}{32}$ -in.	$\frac{3}{8}$ -in.	2mm	5mm	8mm



### SAE 9-piece hex wrench set TY24512

**Sizes include:**

0.028-in.	0.050-in.	$\frac{5}{64}$ -in.	$\frac{7}{64}$ -in.	$\frac{9}{64}$ -in.
0.035-in.	$\frac{1}{16}$ -in.	$\frac{3}{32}$ -in.	$\frac{1}{8}$ -in.	—



### Metric 9-piece hex wrench set TY24513

**Sizes include:**

0.7mm	1.3mm	2mm	3mm	4.5mm
0.9mm	1.5mm	2.5mm	4mm	—



## Pliers and cutting tools

- Features a high-leverage, eccentric joint
- Serrated round jaws for gripping small work pieces
- Designed to cut piano wire and other solid wire with minimum effort
- Long cutting edges for thicker cables
- Cutting edges separately induction-hardened (64 HRC)
- Material: special tool steel that is oil-hardened and tempered
- Polished head
- Handles have two-component plastic grips for ergonomic comfort and increased safety

Part no.	Description	Size
TY24234	Knipex 9-in. high leverage combination pliers	9-in.
TY25018	Knipex alligator pliers, 7-in. long	7-in.
TY25019	Knipex alligator pliers, 10-in. long	10-in.
TY25020	Knipex alligator pliers, 12-in. long	12-in.
TY28623	Curved jaw locking pliers, 10-in.	10-in.
TY24515	4 plier snap-ring pliers set, light duty	6-in.
TY26280	4-piece snap-ring pliers set, heavy duty	—
TY26281	Snap-ring pliers, inside, straight, ½-in. to 1-in. bore size	½-in. to 1-in. bore size
TY26282	Snap-ring pliers, internal, 7-in. long, 0.70-in. diameter ¾-in. to 2½-in. bore size	7-in. long, 0.70-in. diameter ¾-in. to 2½-in. bore size
TY26285	Snap-ring pliers, outside, straight, ¾-in. to 1-in. bore size	¾-in. to 1-in. bore size
TY26286	Snap-ring pliers, external, 7-in. long, .070-in. diameter ¾-in. to 2¾-in. bore size	0.070-in. diameter ¾-in. to 2¾-in. bore size
TY24236	Knipex long-nose pliers with cutters	8-in.
TY24506	Knipex cobra pliers	16-in.
TY25032	Heavy-duty rib-joint pliers, 10-in.	10-in.
TY25033	Heavy-duty rib-joint pliers, 12-in.	12-in.
TY26344	Slip-joint pliers	8-in.
TY27358	Solid-joint pliers	6-in.
TY25257	Knipex heavy-duty cutters, high-leverage diagonal cutters	8-in.

### Long-reach pliers set

TY24362

Part no.	Description	Size
PT19987	Long-reach pliers, straight 11-in.	11-in.
PT19988	Long-reach pliers, 45° 10 5/8-in.	10 5/8-in.
PT19989	Long-reach pliers, 90° 9 ¾-in.	9 ¾-in.

## John Deere cutters

- The same features as professional-grade cutters
- Polished heads and plastic-coated handles
- Drop-forged, oil hardened chrome-vanadium steel
- Induction-hardened cutting edges – 64HRC Rockwell Hardness – for high-tensile strength wire
- Every single cutter is factory inspected and tested for maximum performance

Part no.	Description	Size
TY26561	Multi-purpose shears	7-in.
TY27003	Wire stripper/cutter	6-in.
TY26567	Folding utility knife	—
TY25989	Leather pliers/tool pouch	—





## Screwdrivers and nut drivers

- Professional-quality craftsmanship
- Chrome-vanadium steel blades for extra strength and long life
- Easy-to-see yellow and black grip provide extra torque capabilities
- Holes in the handles provide increased leverage and a hanging option

Part no.	Description	Size
TY24803	Screwdriver set 5-piece	—
TY24798	5/16-in. x 6-in. flat-tip, round-shaft screwdriver	5/16-in. x 6-in.
TY24797	7/32-in. x 4-in. flat-tip, round-shaft screwdriver	7/32-in. x 4-in.
TY24796	3/32-in. x 3-in. flat-tip, round-shaft screwdriver	3/32-in. x 3-in.
TY24800	#1 X 3-in. phillips head screwdriver	#1 x 3-in.
TY24801	#2 X 4-in. phillips head screwdriver	#2 x 4-in.
TY266693	6-in-1 screwdriver	—
TY24799	Flat head screwdriver	3/8-in. x 8-in.

### Screwdriver set 8-piece

TY26565

Part no.	Description	Size
PT21152	Phillips head screwdriver, #3 x 6-in.	#3 x 6-in.
PT21153	Phillips head screwdriver, #2 x 4-in.	#2 x 4-in.
PT21154	Phillips head screwdriver, #1 x 3-in.	#1 x 3-in.
PT21155	Phillips head screwdriver, 1 stubby	1 stubby
PT21148	Flat head screwdriver, 5/16-in. X 6-in.	5/16-in. x 6-in.
PT21149	Flat head screwdriver, 1/16-in. X 4-in.	1/16-in. x 4-in.
PT21150	Flat head screwdriver, 3/16-in. X 3-in.	3/16-in. x 3-in.
PT21151	Flat head screwdriver, 3/16-in. stubby	3/16-in. stubby

### Metric nut-driver set 7-piece

TY27030

Part no.	Description	Size
PT21244	Metric nut-driver, 6mm	6mm
PT21245	Metric nut-driver, 7mm	7mm
PT21246	Metric nut-driver, 8mm	8mm
PT21247	Metric nut-driver, 10mm	10mm
PT21248	Metric nut-driver, 11mm	11mm
PT21249	Metric nut-driver, 12mm	12mm
PT21250	Metric nut-driver, 13mm	13mm

### Screwdriver set 7-piece

TY26566

Part no.	Description	Size
PT21156	SAE nut-driver, 1/4-in.	1/4-in.
PT21157	SAE nut-driver, 5/32-in.	5/32-in.
PT21158	SAE nut-driver, 5/16-in.	5/16-in.
PT21159	SAE nut-driver, 11/32-in.	11/32-in.
PT21160	SAE nut-driver, 3/8-in.	3/8-in.
PT21161	SAE nut-driver, 7/16-in.	7/16-in.
PT21162	SAE nut-driver, 1/2-in.	1/2-in.

## Pry bars

- The blades of these screwdriver-type pry bars are heat treated for strength and most are curved for extra leverage
- Cellulose-acetate handles are designed for comfort and secure grip
- Tips have a 23° angle for better leverage and are wide for maximum contact
- Shanks are square for strength and create a larger surface that eliminates slippage

Part no.	Description	Size
TY26147	635mm (25 in.) straight pry bar	635mm (25 in.)
TY26148	432mm (17 in.) curved pry bar	432mm (17 in.)
TY26149	635mm (25 in.) curved pry bar	635mm (25 in.)
TY26150	787mm (31 in.) curved pry bar	787mm (31 in.)
TY26151	914mm (36 in.) curved pry bar	914mm (36 in.)
TY26152	203mm (8 in.) curved pry bar	203mm (8 in.)
TY26153	305mm (12 in.) curved pry bar	305mm (12 in.)
TY25029	406mm (16 in.) curved blade pry bar	406mm (16 in.)
TY27684	457mm (18 in.) curved blade pry bar	457mm (18 in.)

## Hacksaws

- Features a strong, well-balanced design, a comfortable handle, and a deep-cutting, sturdy frame with excellent strength-to-weight ratio
- Excellent for the professional user
- Accommodates 12-in. (300mm saw blades)

Part no.	Description	Size
TY24816	Heavy duty hacksaw	—
TY24817	Hacksaw replacement blade, high carbon blade	305mm (12-in.)
TY24818	Hacksaw replacement blade, high speed steel blade	305mm (12-in.)



# We've got your back

Parts, Service and Expertise. The best support in the industry—and we can back it up.

Committed to your uptime, John Deere technicians have unsurpassed expertise, industry leading diagnostic tools and solutions for every budget. Discover the value of John Deere Parts and Servicing.



## John Deere Connected Support™

Whether it's keeping everything running like new or when there's a fix in the field you can trust us to be there for you. Our industry leading remote and predictive diagnostic technology gives us a better understanding of your equipment which helps to maximise your productivity. All of this is exclusive to John Deere customers.



## John Deere Expert Techs

John Deere Expert Techs regularly brush up on new technology along with advancements in traditional tools of the trade to keep you up and running. Equipped with industry leading diagnostic tools and backed by a comprehensive warranty† including labour, you can rely on the best-trained techs in the industry.



## 12 month parts warranty†

We back our quality and workmanship. That's why when installed by a John Deere Dealer, our genuine agricultural parts carry a 12 month warranty† including labour. And for seasonal equipment, the parts warranty begins at the start of the season or on the date of first use, not when you leave the dealership.



## Genuine Oil Filters

When it comes to oil, sludge is the number one enemy, leading to plugged filters and engine wear. It's what's on the inside that counts, that's why our oil filters are designed and manufactured for more dust and sludge holding capacity, and when paired with John Deere Plus-50 II - we guarantee the drain interval to 500 hours^.



## John Deere Coolant

- 6 years/6,000-hour service life to reduce downtime and lower operating costs
- 20% longer intervals\* which translates to savings
- High thermal and oxidative stability required by engines equipped with cooled exhaust gas recirculation (EGR)
- Provides excellent protection against corrosion and deposits, extends water pump life and prevents cylinder liner cavitation
- Nitrate free



## Attachments and Performance Upgrade Kits

Add more, do more with your John Deere with genuine John Deere attachments. With everything from poly carts for your ride-on, to technology upgrade kits for combines such as Combine Advisor™ and Active Yield™, John Deere attachments add to your John Deere experience to provide you more value. Add to the ease and versatility of your John Deere equipment today.

† 12 month warranty on new agricultural parts installed by an authorised John Deere dealer. See website for John Deere Repair Service Parts Warranty details. ^ 500 hour drain interval applies to John Deere diesel engines when the following criteria are met: 1. Engine is equipped with an extended drain interval oil pan. 2. Machine operates with Plus-50 II engine oil API CK-4. 3. Machine uses a John Deere engine oil filter. 4. Machine uses only ultra low sulphur diesel fuel. \*Rating applies when complete cooling system flush is performed prior to use. See John Deere Service Repair Parts Warranty website for further details.



# Workshop supplies and other accessories

For general maintenance around the workshop, explore our range of tools, shop towels, absorbents and more. John Deere's range of workshop supplies and accessories are built to be durable and cost effective.

## Workshop accessories

Part no.	Description	Size
TY26557	Mini magnetic parts tray	114mm (4.5-in.)
TY26694	Large magnetic parts tray	241mm (9.5-in.) x 140mm (5.5-in.)
TY26558	Telescopic magnet	165mm (6.5-in.) to 711 (28-in.)
TY26560	Stainless steel scraper	1¼-in.
TY15493	Air pressure tyre gauge, 1 to 60 psi	1, 20PSI
TY25244	Dial tyre gauge	—
TY25245	Tyre gauge display, 10 pencil-style air/liquid tyre gauge	—
TY26825	Stainless steel multi-tool	—
TY26564	Folding pocket knife	89mm (3.5-in.)–152mm (6-in.)
BV8-J	Heavy-duty swivel base bench vice	203mm (8-in.)



### Precision pick and hook set 4-piece

TY26997

Part no.	Description	Size
PT21224	Precision pick, straight pick	—
PT21225	Precision hook, offset hook	—
PT21226	Precision hook, curved hook	—
PT21227	Precision hook, 90° hook	—

### Precision pick and hook set 4-piece

TY26559

Part no.	Description	Size
PT21163	Jumbo hook, curved hook	—
PT21164	Jumbo hook, 90° hook	—
PT21165	Jumbo hook, offset hook	—
PT21166	Jumbo pick, straight pick	—

### Double-edge screw extractor set

TY25411

Part no.	Description	Size
PT20719	Double-edge screw extractor, size 1	Size 1
PT20720	Double-edge screw extractor, size 2	Size 2
PT20721	Double-edge screw extractor, size 3	Size 3
PT20722	Double-edge screw extractor, size 4	Size 4
PT20723	Double-edge screw extractor, size 5	Size 5
PT20724	Double-edge screw extractor set pouch	—



## Shop towels

Part no.	Description	Size
PMDRC4223	Center-pull cardboard carton	200 Sheet – 254mm x 305mm
PMDRC4221	Center-pull plastic bucket	200 Sheet – 254mm x 305mm
PMDRC4222	Center-pull plastic bucket refill	200 Sheet – 254mm x 305mm
PMDRC4601	Shop towel roll	56 Sheet – 280mm x 239mm
TY25684AU	Classic glass cleaner	500g

## Absorbents, tape and accessories

Part no.	Description	Size
PMABS2860	Single layer absorbent pads	100 Sheet, 381mm x 482mm
TY5030	Professional grade all purpose tape, duc tape	50.8mm x 18.3m
TY5020	Vinyl electrical tape, small roll	19mm x 6.1m
TY5021	Vinyl electrical tape, long roll	19mm x 20.1mm
PM00966	Spinner knob, john deere logo, yellow on green	—
TY16020	Spinner knob, vintage logo, yellow on black	—
TY16330	Spinner knob, vintage logo, yellow on green	—

## Miscellaneous

Protect your vehicle from mud and road grit. Splash guards are made of a specially formulated PVC that will easily withstand sub-zero temperatures and extreme heat without cracking. This easy-to-install design comes in a pack of two.

Part no.	Description	Size
CP6277	Splash guards (pair)	25cm L x 23cm W

## Measuring and striking tools

Part no.	Description	Size
TY25023	Cold-cutting Flat Chisel ⅜-in. (10mm) edge, 5-in. (127mm)	⅜-in. (10mm) edge, 5-in. (127mm)
TY25025	Cold-cutting flat chisel ⅞-in. (22mm) edge, 7½-in. (191mm)	⅞-in. (22mm) edge, 7½-in. (191mm)
SW69000JD	Dead-blow hammer	0.9kg (2lb.)
TY26342	Punch pin and punch set 6-piece	—
SW69028JD	Steel-head fibreglass hammer, ball-peen hammer, 0.56kg (20oz.)	0.56kg (20 oz.)
SW69200JD	Steel-head fibreglass hammer, claw hammer, 0.59kg (21 oz.)	0.59kg (21 oz.)

### 2-piece tape measure set

#### TY2700

Part no.	Description	Size
PT21242	Tape measure 3.7 m (12ft.)	15.8mm (0.63-in.) x 3.7m (12 ft.)
PT21243	Tape measure 7.6 m (25ft.)	25.4mm (1-in.) x 7.6 m (25 ft.)







Scan to download  
the latest catalogue



Australia



New Zealand

This literature has been compiled for worldwide circulation. While general information, pictures and descriptions are provided, some illustrations and text may include finance, credit, insurance, product options and accessories NOT AVAILABLE in all countries or regions. In some countries, products and accessories may require modifications or additions to ensure compliance with the local regulations of those countries. PLEASE CONTACT YOUR LOCAL DEALER FOR DETAILS. John Deere reserves the right to change specification and design of all products described in this literature without notice. John Deere's green and yellow colour scheme, the leaping deer symbol, and JOHN DEERE are trademarks of Deere & Company. All photography and illustrations contained herein are copyrighted assets of Deere & Company.



**JOHN DEERE**