



SUMMER SPECIAL

CLUB MAGAZINE OF THE JOHN DEERE JUNIOR CLUB

JUNIOR CLUB

From cow to ice cream

Summer is all about ice cream and ice cream is all about milk. And milk is...actually, who is behind milk? Do you already have a guess who we're talking about? That's right! It's the COW! The cow is the first and the most important PRODUCER of milk. Curious how it all works? Come with us on a journey of milk from the field to the store.



JOHN DEERE

NOTHING RUNS LIKE A DEERE




1

In order to make milk, cows need to be given the right food. For this, they get fresh grass in a pasture or meadow, or eat hay. That's a lovely treat for them.



2

Hay is grass that is cut in spring and summer and then dried in the sun so that it can be stored. The cows get this food when it's cold outside and nothing is growing in the fields.



3

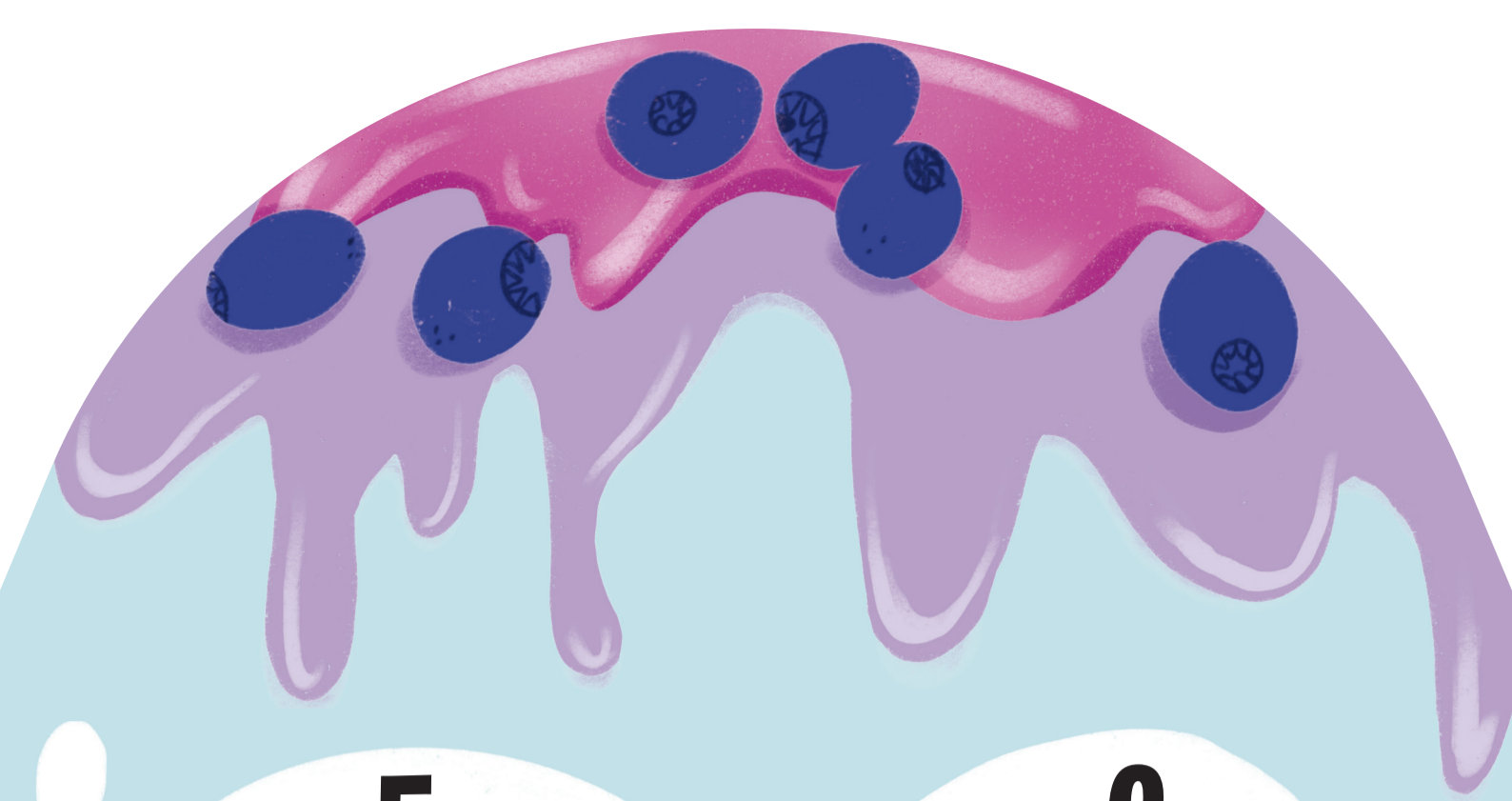
To produce the hay and bring it to the farm, you need tractors. They use special machines to cut the grass and turn it over in the field a few times, so that it dries well in the sun and becomes hay.



4


Then the hay is collected from the field, and pressed together into large, round bales. The bales are then brought to the farm on a trailer.





5

Before the cows get the hay, it is cut into small pieces and softened with special machines attached to tractors. The cows love it. When they eat, they convert the nutrients in the hay into milk.



6

The cows live in a stall, which is cleaned every day. The tiled walls are washed with hot water and scrubbed daily. The cows are also milked daily. This can be done by hand or using an electric milking machine. They need to be clean and healthy. A veterinarian checks up on them regularly.



7

The fresh cow's milk is put into special containers called tankers and taken to a dairy. There it is carefully checked for bacteria which might cause illness.



8


Milk goes bad quickly and needs to be processed immediately. Some of it is put into bottles and drinking cartons. The finished dairy products are then delivered to shops. The milk is used to make yoghurt, cheese, powdered milk, kefir, cream, butter, buttermilk and children's favourite food – ICE CREAM!





Recipe for a simple homemade ice cream

You'll need: Plain yoghurt, Fresh fruit (for example: blueberries, raspberries, strawberries), honey.




1

With an adult to help you, mix the fruit with the yoghurt and honey.



2




Then pour the mixture into a plastic mould.

3



Put it in the freezer. The ice cream will be ready after at least 2-3 hours and is also really healthy!





Holiday Games Club

Summer is a glorious time of outdoor fun. But what if it's raining outside?

It's not the end of the world - we've put together games for you that you can have lots of fun with even on cloudy days.

We are very excited to see how you get on with our games!



Potato game



Memory





Visit our homepage



Impressum

John Deere Walldorf GmbH & Co. KG
Impexstraße 3
69190 Walldorf
JuniorClub@JohnDeere.com
www.JohnDeereJuniorClub.de

Content and texts:
Rhapsody Media
Responsible publisher:
Stefan Mügge



JOHN DEERE

NOTHING RUNS LIKE A DEERE

