

JUNIOR CLUB



Do you think bees only give us honey? Not at all! Thanks to these special insects, we can drink fruit juice, eat ice cream and even... wear T-shirts from John Deere! Want some proof? We invite you into the world of bees, which is vital for our planet!



JOHN DEERE

NOTHING RUNS LIKE A DEERE

A farm without bees cannot exist!

*Why are bees so useful? Because of the honey!
But only because of this? No, really not. Honey is only
one part of the work bees do. We have to thank them
for many more things, let's have a look.*



1

Reliable pollinators

Did you know that without the help of these small, industrious insects, many plants would not be able to bear fruit and seeds? Among other things, we can thank bees for apples, pears, plums, sweet and sour cherries and strawberries... But that's not all. They also pollinate vegetables, such as cucumbers, tomatoes and peppers, but also pumpkins, sunflowers, sesame and coffee plants, whose beans we use to make coffee. And there are many more plants with seeds that bees pollinate.




2

The farmer's best friend?

Seeds are also very important for farmers who sow them in their fields. Bees are also very important for plants whose fruit and seeds we can't eat, but whose tubers and roots we eat. On our






plates this includes red beet, potatoes, carrots, leeks, cabbage, sprouts, cauliflower and broccoli. In order for farmers to grow these plants, they have to let them flower and wait for them to be pollinated and form seeds. Using these very seeds, the farmer can sow the fields again next year.

Some plants do pollinate themselves, but not as effectively as our hardworking bees. Without their help, sunflowers would produce fewer seeds, and strawberries wouldn't be as juicy. Wasps, bumblebees, butterflies and beetles can also help with pollination. However, it's only the hive dwellers that do it really well.


3

Do bees feed cows too?



And that's not even everything. In their own way, bees even help with the production of meat and milk. They pollinate clover and lucerne, plants that the cows in the meadow love to eat. Thanks to bees, cows can grow up healthy and can produce valuable milk. And milk is used to make ice cream, yoghurt, cream and cheese!

And there's more! We can also thank bees for our clothes. Cotton clothing, for example. If bees didn't pollinate cotton blossoms, the plants wouldn't bloom with their characteristic fluffy crop that looks like candy floss. And we couldn't wear any T-shirts or jeans that are made from these cotton fibres.



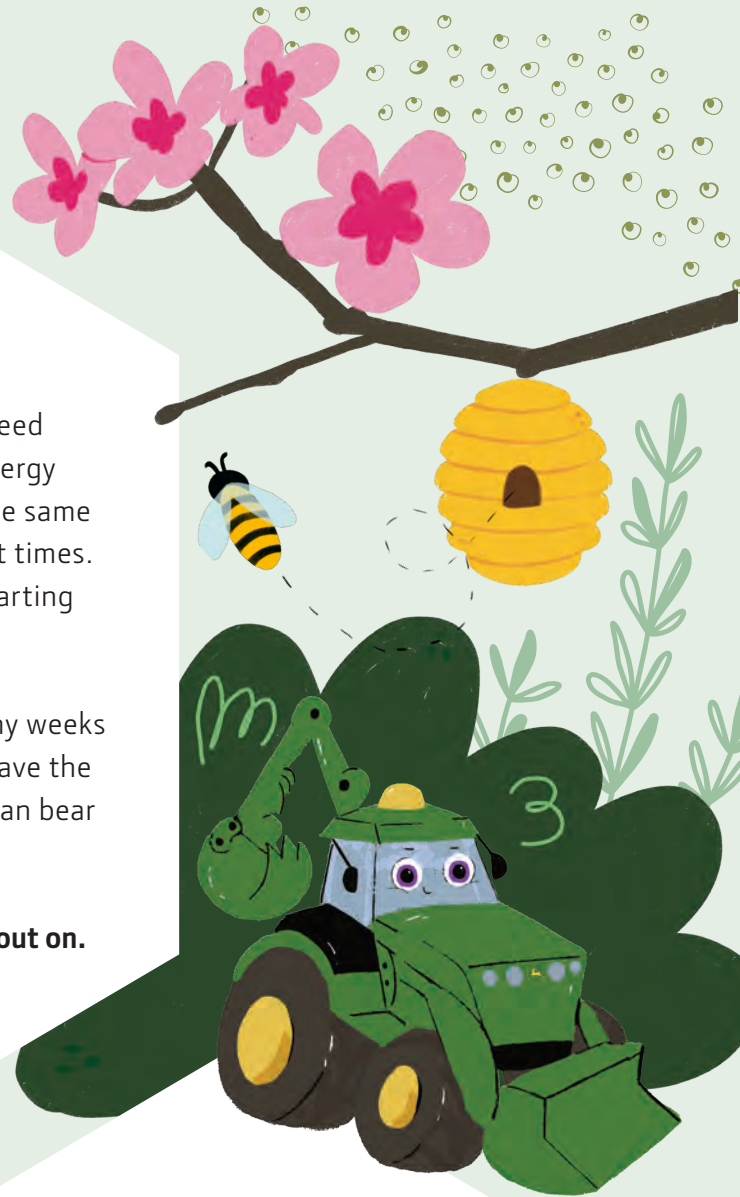
4

Bees deserve the best!

There is no denying that bees are our friends. So we need to protect them. How? The bee family needs a lot of energy to pollinate plants. So it's helpful for us to sow fields in the same area with a variety of plant species that flower at different times. That means certain ones wither away while others are starting to bloom.


This way, our flying friends will have plenty of food for many weeks and will not have to go hungry. And this means they will have the strength they need to pollinate other plants so that they can bear the fruit that is so important for us humans.

Think about it! Without bees, it isn't just honey we'd miss out on.



DID YOU KNOW THAT...

- Bees have been around for 100 million years? That means their origins go back to the time of the dinosaurs.
- A bee family is made up of tens of thousands of bees who live together harmoniously as a community?
- The only role of a queen bee is to produce offspring?
- The characteristic buzzing sound a bee makes is vibrations created by very quickly flapping its wings?
- In ancient Egypt and China, physicians recommended bee stings as a remedy for joint inflammation?
- Bees cannot see the colour red?
- Bees communicate with each other through a dance language?







JOHN DEERE

NOTHING RUNS LIKE A DEERE

Rainbow in a bottle



What you need

1. A tall, transparent container, such as a vase 2. Liquid honey 3. Vegetable oil 4. Green washing-up liquid 5. Blue liquid soap 6. A plastic bottle of water 7. Red poster paint

And now something for fans of home experiments. It is very easy, but still has that „wow“ factor. See for yourself!

But be careful, and don't forget to have an adult help you do this experiment!



Pour 1-2 cm of honey into the tall container



Carefully pour 4 cm of green washing-up liquid on top of the layer of honey



Then add a slightly thicker layer of blue soap, carefully so that the liquids don't mix together



Now pour some red paint into the bottle of water, screw on the lid and shake well to mix



Once the water in the bottle has turned red, pour it carefully into the glass container with the other colourful liquids



Pour the oil on top (don't worry if it foams up!)



And you're done! Pretty impressive, isn't it? So why did the liquids not mix together? That's because they were added in order from the most to the least dense. As you can see, honey has the highest density and oil is the least dense. That's how the colourful layers are formed!


Club page



Janni's Grandpa has built great attachments for his tractor



Handing over a tractor at St. Katharina children's home. Many thanks to Fischer Landmaschinen GmbH



Oskar driving a John Deere combine harvester as a costume



Julian (6 years) has made the drawings specially for the Junior Club



Michel (6 years old) has drawn a great John Deere for us



Louis sleeps very well in his John Deere bed



Impressum

John Deere Walldorf GmbH & Co. KG
Impexstraße 3
69190 Walldorf
JuniorClub@JohnDeere.com
www.JohnDeereJuniorClub.de

Content and texts:
Rhapsody Media
Responsible publisher:
Stefan Mügge



JOHN DEERE

NOTHING RUNS LIKE A DEERE