

REPLACEMENT PARTS GUIDE


(-765000) S-SERIES COMBINES S660, S670, S680, S685, S690

ENGINE




**ENGINE AIR PRECLEANER
PRIMARY FILTER**
[HXE11090](#) (S660 - S690)
[AH222225](#) (S690) S.N (-745100)
 Clean or Replace every 400 hours and as required.

CAB




FRESH AIR FILTER
[RE284091](#)
[AH115833](#) STANDARD, (S690)
[AH168783](#) HEAVY DUTY, (S690)
 Clean or replace every 50 hours and as required.




RECIRCULATION AIR FILTER
[L214634](#)
[H220870](#) (S690) S.N (-745100)
 Clean or replace every 200 hours and as required.

HYDRAULIC / HYDROSTATIC




**HYDRAULIC/MAIN ENGINE GEAR
CASE FILTER**
 (OPEN CENTER)
[AH128449](#) (S660, S670, S680, S690)
 (FILTER IN RESERVOIR)
 (CLOSED CENTER)
[AXE12964](#) (S680, S690)
[AL203061](#) (S690) S. N (-745100)
 Filter change interval for all three filters is 400 hours.



**HYDROSTATIC CHARGE FILTER
(CLOSED CENTER)**
[AN207368](#) (S680, S690)
 (OPEN CENTER W/ProDrive™)
[AN207368](#) (S670)
 (OPEN CENTER W/O ProDrive™)
[AH128449](#) (S660, S670)
 Replace every 400 hours.


ENGINE




MAIN ENGINE GEARCASE ProDrive™ FILTER
[AH128449](#)
 Replace after first 100 hours, then every 400 hours.




ENGINE



MAIN ENGINE GEARCASE FILTER
[CE19990](#)
 Change after every 400 hours or every year.




DIESEL PARTICULATE FILTER (DPF)
[RE542183](#) (S660, S670)
[RE541836](#) (S680, S685, S690)
 Check every 4500 hours or diagnostic trouble code (DTC) is generated.



FUEL WATER SEPARATOR PRE-FILTER
[R502778](#) STANDARD (S660 - S690)
[N378886](#) PREMIUM (S690)
[RE525523](#) (FINAL S660 - S690) TIER 2
[RE539465](#) PRIMARY (S680 - S690) TIER 2
[RE539465](#) PRIMARY (S660 - S690) IT4
[DZ112918](#) SECONDARY (S660 - S690) IT4
 Replace fuel filters every 400 hours.



**ENGINE AIR PRECLEANER
SECONDARY FILTER**
[HXE11091](#) (S660 - S690)
[AH212295](#) (S690) S. N (-745100)
 Change secondary filter only with primary filter. Change or replace after 400 hours as required with primary air filter.



ENGINE OIL FILTER
[RE509672](#) (S660, S670)
[RE572785](#) (S680, S685, S690)
 Minimum hours before first engine oil change is 100 hours. Extended engine oil change every 500 hours or annually, whichever come first. The extended 500 hour interval is only allowed if using Plus-50™ II oil with a John Deere filter and diesel fuel with sulfur content less than 15mg/kg (15ppm). If all conditions are not met, change oil and filter at 250 hours of operation.

HX553089AR1
 Jun 2023. Release Date.

CAPACITIES

(-765000) S-SERIES COMBINES S660, S670, S680, S685, S690

CAPACITIES (Approximate):

Fuel Tank:

S660, S670.....	950 L (250 gal)
S680, S685, S690	1,250 L (330 gal)

Cooling System with Heater:

Cool-Gard™ II

S660, S670.....	53 L (14 gal)
S680, S690(IT4)	85 L (22.45 gal)
S680, S685, S690(Tier 2).....	61.2 L (16.16 gal)

Engine Crankcase with Filter:

Plus-50™ II

S660, S670.....	27.5 L (7.3 gal)
S680, S685, S690 (IT4).....	43 L (11.4 gal)
S680, S690 (Tier 2)	39 L (10.30 gal)

Transmission:

GL-5

S660, S670.....	9.6 L (2.53 gal)
-----------------	------------------

Final Drives:

GL-5

All Models.....	8 L (2.11 gal)
-----------------	----------------

Countershaft Drive Gearcase:

GL-5

All Models.....	1.2 L (0.31 gal)
-----------------	------------------

Heavy-Duty Feeder House Reverser Gearcase w/out

Cooler:

ISO VG 460 Fully Synthetic

S660, S670.....	2.3 L (0.60 gal)
-----------------	------------------

Heavy-Duty Feeder House Reverser Gearcase with

Cooler:

ISO VG 460 Fully Synthetic

S660	3.5 L (0.92 gal)
------------	------------------

Extra Heavy-Duty Feeder House Reverser Gearcase without Cooler:

ISO VG 460 Fully Synthetic

S680,S685,S690	3.6 L (0.95 gal)
----------------------	------------------

Multi-Speed Feeder House Reverser with Cooler (Optional):

ISO VG 460 Fully Synthetic

S670, S680, S685, S690	5.2 L (1.37 gal)
------------------------------	------------------

Extra Heavy-Duty Feeder House Reverser Gearcase with Cooler:

ISO VG 460 Fully Synthetic

S660, S670.....	4.9 L (1.29 gal)
-----------------	------------------

Loading Auger Gearcase:

GL-5

All Models.....	3.8 L (1 gal)
-----------------	---------------

Two Speed Separator Drive Gearcase:

GL-5

S660 - S690.....	4.7 L (1.24 gal)
------------------	------------------

Engine Gearcase with Transfer:

Hy-Gard™

S660	21.3 L (5.6 gal)
------------	------------------

S670 (Non ProDrive™ Machines).....	21.3 L (5.6 gal)
------------------------------------	------------------

S670, S680, S685, S690 (ProDrive™ Machines)	51 L (13.5 gal)
---	-----------------

Premium Overshot Beater Gearcase (if equipped):

GL-5

All Models.....	0.2 L (0.05 gal)
-----------------	------------------

Hydraulic/Hydrostatic Reservoir:

Hy-Gard™
















S660, S670.....	31 L (8.2 gal)
-----------------	----------------

S680, S685, S690	47 L (12.4 gal)
------------------------	-----------------

REPLACEMENT PARTS GUIDE










S-SERIES COMBINES S650, S660, S670, S680, S685, S690

THRESHING ELEMENTS

	SEPARATOR TINES KIT, STANDARD WEAR AH208554 (Set of 3 elements)	1
	SEPARATOR TINES KIT, HIGH WEAR AH209123 (Set of 3 elements)	1
	WEAR PLATES KIT, VARIABLE STREAM ROTOR, GRAIN KXE10048	1
	SECTIONALISED CONCAVE COVER PLATES BH84534 Only large or small wire concaves.	1
	SMOOTH THRESHING ELEMENTS KIT 1st ROW AH216674 (Set of 3 elements)	1
	SMOOTH THRESHING ELEMENTS KIT 2nd ROW AH216675 (Set of 3 elements)	1
	SMOOTH THRESHING ELEMENTS KIT 3rd, 4th AND 5th ROWS AH216677 (Set of 3 elements)	1
	THRESHING ELEMENTS KIT 3rd, 4th AND 5th ROWS AH216678 (Set of 3 elements)	1
	THRESHING ELEMENTS KIT VARIABLE STREAM ROTOR, GRAIN, STANDARD KXE10034	1
	THRESHING ELEMENTS KIT VARIABLE STREAM ROTOR, GRAIN, HIGH WEAR KXE10035	1
	THRESHING ELEMENTS KIT VARIABLE STREAM ROTOR, RICE KXE10036	1
	SEPARATOR TINES KIT, THICK SKIN, HEAVY DUTY AH228817 (Set of 3 elements)	1
	CONCAVE KIT, SMALL WIRE CONCAVE, REGULAR WEAR BXE10388	1
	CONCAVE KIT, SMALL WIRE CONCAVE, EXTENDED WEAR BXE10389	1
	CONCAVE KIT, ROUND BAR CONCAVE, EXTENDED WEAR BXE10387	1



GRAIN TANK

	SENSOR KIT, GRAIN TANK LEVEL BXE10270	2
STRAW CHOPPER		
	KNIFE KIT, SERRATED KXE10256 (Set of 8 blades)	3
	KNIFE KIT, SERRATED, WING BLADE KXE10255 (Set of 8 blades)	3
	STRAW CHOPPER BLADE, STATIONARY H215004 (92 mm cut)	3
THRESHING ELEMENTS		
	SEPARATOR TINES KIT, VARIABLE STREAM DENSE PACK BXE10020	4
	RICE ENHANCEMENT KIT, VARIABLE STREAM ROTOR BXE10491	4
	WEAR PLATES KIT, VARIABLE STREAM ROTOR, RICE, STANDARD KXE10049	4
	WEAR PLATES KIT, VARIABLE STREAM ROTOR, RICE, TALL KXE10142	4
	CONCAVE KIT, LARGE WIRE CONCAVE, HIGH WEAR BXE10391	4
	CONCAVE KIT, LARGE WIRE CONCAVE, REGULAR BXE10390	4
	SEPARATOR GRATE, HEAVY DUTY AXE44522	4
	FLIGHT, VARIABLE STREAM ROTOR KXE10043	4
	HD CAST SEPARATOR GRATE HXE120794 HXE120795 HXE120796 For high yielding corn, tough small grains and rice. Interrupters on the grates break up corn husks and matted straw for increased capacity.	4
	CONCAVE KIT, REVOLUTION MAX THRESH BXE11144	4
	CONCAVE KIT, REVOLUTION MAX ROUND BXE11145	4