



# REPLACEMENT PARTS GUIDE

## Z665 EZTrak™ Mower


### ENGINE




**SPARK PLUG**  
[MIU11020](#) (S/N -150000)  
[M805853](#) (S/N 150001-)  
 Change every 100/ 150/ 200/ 250/ 300 hours.




**OIL FILTER**  
[AM125424](#)  
 Change every 8/ 50/ 100/ 150/ 200 hours.




**ENGINE OIL**  
[TY22029](#) (John Deere 10W-30 Turf-Gard™)  
 (2.1 L (2.2 qt) (WITH FILTER))  
 Change every 8/ 50/ 100/ 150/ 200 hours.




**PRIMARY AIR FILTER ELEMENT**  
[UC10250](#) (S/N -150000)  
[MIU12554](#) (S/N 150001-)




**SECONDARY AIR FILTER ELEMENT**  
[MIU13120](#) (S/N -150000)  
[MIU12555](#) (S/N 150001-)  
 Change every 100/ 150/ 200/ 250/ 300 hours.



**JOHN DEERE MULTI - PURPOSE HD LITHIUM COMPLEX GREASE**  
[TY24416](#)  
**GREASE GUN**  
[TY26518](#)  
 Change As Required.




**FUEL FILTER-IN-LINE**  
[AM116304](#) (S/N -150000)  
[UC21217](#) (S/N 150001-)  
 Change every 100/ 150/ 200/ 250/ 300 hours.




**HOME MAINTENANCE KIT**  
[LG269](#) (S/N 120001-140000) (FOR CANADA AND USA)  
[LG265](#) (S/N 140001-) (FOR CANADA AND USA)  
[AUC17070](#) (S/N 150001) (NOT FOR CANADA AND USA)




### ELECTRICAL




**IGNITION KEY**  
[AUC12681](#)



**ROTARY SWITCH**  
[TCA22740](#)




**HEADLIGHT BULB**  
[AM120652](#) (RH, 12 V, 37 W)  
[AM120653](#) (LH, 12 V, 37 W)




**WET CHARGED BATTERY**  
[TY25221B](#) (12 V, 30 AH, 350 CCA, U1 BCI)

### FUEL & AIR




**FUEL TANK FILLER CAP**  
[AM141704](#) (S/N: -130000)  
[AM141161](#) (S/N: 1300001-)




**MUFFLER**  
[AM142507](#) (S/N: -130000)  
[GY22304](#) (S/N: 1300001 - 150000)  
[AM144574](#) (S/N: 150001-)

### TRANSMISSION / HYDRAULIC



**TRANSMISSION AND HYDRAULIC OIL**  
[M160956](#) (S/N -130000) (LGTH = 1503 mm, WIDTH = 12.7 mm, TK = 7.874 mm)  
[M169705](#) (S/N 130001-) (LGTH = 2807 mm, WIDTH = 12.446 mm, TK = 12.45 mm)



**INTEGRATED HYDRAULIC FILTER**  
[AM141585](#)  
 Change every 300 hours.

# REPLACEMENT PARTS GUIDE

## Z665 EZTrak™ with 60 Inch High Capacity Deck

### MOWER BLADE

[TCU15881](#) (S/N -150000) (HIGH LIFT MOWER BLADE) (60 INCH)  
(CUT LENGTH = 120 mm)


[M163983](#) (S/N 150001-) (MOWER BLADE)  
(HIGH CAPACITY (60 INCH)  
(CUT LENGTH = 100 mm)

### FLAT MOWER BELT

[M156261](#) (LGTH = 4177 mm,  
WIDTH = 17.1 mm, TK = 11.1 mm)

### MOWER DECK LEVELLING

[AM130907](#)



### GAGE WHEELS

[UC28193](#)

### MULCH KIT

[BM25258](#) (HIGH CAPACITY) (60 INCH)

[M168223](#) (HIGH CAPACITY MULCH BLADE)  
(60 INCH) (CUT LENGTH = 200.6 mm)