

# REPLACEMENT PARTS GUIDE

953K Tracked Feller Buncher (PIN: 1T0953KX\_\_D181103 - D270472) (PIN: 1T0953KX\_\_C181103 - C270472)



## ENGINE AIR FILTER ELEMENT - PRIMARY

[AH148880](#)

Interval (hrs) - As Required.



## ENGINE AIR FILTER ELEMENT - SECONDARY

[RE63932](#)

Interval (hrs) - As Required.



## HYDRAULIC BREATHER FILTER

[F122930](#)

Interval (hrs) - 2000.



## HYDRAULIC RESERVOIR RETURN OIL FILTER

[F061786](#)

Interval (hrs) - 2000.



## FUEL PREFILTER SCREEN ELEMENT WITH O - RING (IF EQUIPPED)

[R502778](#)

Interval (hrs) - 500.



## FUEL FILTER ELEMENT & FINAL FUEL FILTER KIT WITH O - RING & DRAIN VALVE

[RE525523](#)

Interval (hrs) - 500.



## ENGINE COLD START CANISTER (IF EQUIPPED)

[AT183423](#)

Interval (hrs) - As Required.



## ENGINE OIL FILTER

[RE509672](#)

Interval (hrs) - 500.



## FUEL PREFILTER O - RING

[R101042](#)

Interval (hrs) - 500.



## AUXILIARY FUEL FILTER ELEMENT (IF EQUIPPED)

[811999500](#)

Interval (hrs) - 500.



## CRANKSHAFT DAMPER

[RE57604](#)

Interval (hrs) - 4000.



## CRANKSHAFT DAMPER KEY

[R523306](#)

Interval (hrs) - 4000.



**JOHN DEERE**

Genuine Parts and Service

CLICK PART NUMBER TO BUY

\*See operator's manual for additional details.

# REPLACEMENT PARTS GUIDE

953K Tracked Feller Buncher (PIN: 1T0953KX\_\_D181103 - D270472) (PIN: 1T0953KX\_\_C181103 - C270472)



## CAB FRESH AIR FILTER

[AT191102](#)

Interval (hrs) - As Required.

## CAB RECIRCULATION FILTER

[AT307501](#)

Interval (hrs) - As Required.

## ENGINE ROCKER ARM COVER GASKET

[R527884](#)

Interval (hrs) -2000.

## CRANKSHAFT DAMPER (AT CRANK)

[RE520465](#)

Interval (hrs) - 4000.



**JOHN DEERE**








Genuine Parts and Service

CLICK PART NUMBER TO BUY

\*See operator's manual for additional details.

# OILS AND CAPACITIES INFORMATION

953K Tracked Feller Buncher (PIN: 1T0953KX\_\_D181103 - D270472) (PIN: 1T0953KX\_\_C181103 - C270472)

Part Description	Part Number	Qty or capacity	Change Interval In Hours
John Deere Plus-50™ II Engine Oil 	<a href="#">TY26669</a> <sup>2</sup>	31.0 L (8.2 gal)	500
API GL-5 Gear-Oil Track Drive Planetary Oil (each) 	<a href="#">TY6345</a> <sup>2</sup>	4.8 L (1.27 gal)	1000
API GL-5 Gear-Oil Swing Drive Gear Case Oil (each) 	<a href="#">TY6345</a> <sup>2</sup>	4.5 L (1.2 gal.)	1000
John Deere Plus 50™ II 0W-40 Synthetic EnclosureDoor Pump Oil 	<a href="#">TY26459</a> <sup>2</sup>	4.1 L (1.1 gal.)	2000
John Deere Plus-50 II™ Hydraulic Oil 	<a href="#">TY26671</a> <sup>2</sup>	311.0 L (82.0 gal)	2000
COOL-GARD™ II Pre-Mix 	<a href="#">TY26575</a>	48.9 L (12.9 gal)	6000
Coolant Extender 	<a href="#">TY26603</a>	As Required	As Required
<b>Fluid Analysis Test Kits<sup>3</sup></b>			
Diesel Engine Oil	<a href="#">AT346594</a>	1	250
Hydraulic Oil	<a href="#">AT346594</a>	5	500
Diesel Fuel	<a href="#">AT180344</a>	1	500
Engine Coolant	<a href="#">TY27787</a>	1	500
<sup>2</sup> See operator's manual for recommended oil type and oil viscosities based on operating temperatures <sup>3</sup> Based on fluid analysis results, intervals may need to be adjusted for operating conditions. Consult an authorized John Deere dealer.			

Plus-50 is a trademark of Deere & Company

Hydrau is a trademark of Deere & Company

Hy-Gard is a trademark of Deere & Company

Cool-Gard is a trademark of Deere & Company

## Service Intervals

<b>As Required</b>	
• Inspect serpentine belt	• Clean cab recirculation filter
• Change engine air filter elements	• Clean cab fresh air filter
• Add coolant extender as indicated by COOL-GARD™ II test strips	
<b>Every 10 Hours or Daily</b>	
• Inspect chain shot guard (903KH, 909KH only)	• Check and clean radiator pre-screen, coolers, and condenser fins
• Check fire suppression system time delay (if equipped)	• Check engine coolant level
• Check swing drive gear case oil level	• Check and adjust track sag
• Check hydraulic oil level	• Lubricate hoist (boom) joints and cylinder ends
• Check engine oil level	• Lubricate swing pinion and bearing
• Check and drain fuel and water separator	• Inspect fire extinguisher
• Check and drain auxiliary fuel filter and water separator (if equipped)	• Lubricate leveler pivot joints and cylinders (909K, 959K, and 909KH only)
<b>Every 100 Hours</b>	
• Lubricate door hinges	• Check skylight latch tension
• Check track drive planetary oil level	• Lubricate swing gear case bearing
• Lubricate secondary exit latches and knobs	• Lubricate rotary manifold (909K, 959K, and 909KH only)
• Check oil level in idler assembly	
<b>Initial Service—250 Hours</b>	
• Change swing drive gear case oil	• Check planetary and sprocket mounting cap screw torque
• Check hydraulic pressures	• Check swing bearing cap screw torque
• Change engine break-in oil and filter	• Check lower roller mounting cap screw torque
• Change track drive planetary oil	• Check initial track shoe/pad cap screw torque
<b>Every 250 Hours</b>	
• Take engine oil sample	
<b>Every 500 Hours</b>	
• Clean or replace fuel prefilter screen (if equipped)	• Take hydraulic oil sample
• Change engine fuel and water separator filters	• Take gear case oil sample
• Change final fuel filter	• Take track drive planetary oil sample
• Change engine oil and filter	• Take transmission oil sample
• Check battery electrolyte level and terminals	• Take engine coolant sample
• Check enclosure door pump oil level	• Take diesel fuel sample
• Change auxiliary fuel filter and water separator (if equipped)	
<b>Every 1000 Hours</b>	
• Change swing drive gear case oil	• Change track drive planetary oil
• Check coolant	
<b>Every 2000 Hours</b>	
• Change hydraulic oil	• Check and adjust engine valve clearance
• Change hydraulic oil return filters	• Change enclosure door pump oil
• Change hydraulic oil breather filter	
<b>Every 4000 Hours</b>	
• Change engine crankshaft damper	
<b>Every 6000 Hours</b>	
• Drain and refill engine cooling system	