















REPLACEMENT PARTS GUIDE

909M Track Feller Buncher (PIN: 1T0909MX __ __ 271505—)










	<p>PRIMARY ENGINE AIR FILTER ELEMENT AH148880 Interval (hrs) - As Required</p>
	<p>SECONDARY ENGINE AIR FILTER ELEMENT RE63932 Interval (hrs) - As Required.</p>
	<p>HYDRAULIC OIL BREATHER FILTER F122930 Interval (hrs) - 2000.</p>
	<p>HYDRAULIC OIL RETURN FILTER F061786 Interval (hrs) - 2000.</p>
	<p>AUXILIARY FUEL FILTER ELEMENT (IF EQUIPPED) AT365869 Interval (hrs) - 500.</p>
	<p>CAB RECIRCULATION FILTER AT307501 Interval (hrs) - As Required.</p>
	<p>CAB FRESH AIR FILTER AT191102 Interval (hrs) - As Required.</p>



	<p>FUEL TANK BREATHER H216169 Interval (hrs) - 2000.</p>
	<p>FUEL CAP BREATHER ELEMENT T231314 Interval (hrs) - 2000.</p>
	<p>FUEL PREFILTER ELEMENT (IF EQUIPPED) R502778 Interval (hrs) - 500.</p>
	<p>ENGINE OIL FILTER ELEMENT RE509672 Interval (hrs) - 500.</p>
	<p>PRIMARY AND FINAL FUEL FILTER ELEMENT (KIT) RE525523 Interval (hrs) - 500.</p>
	<p>ENGINE ROCKER ARM COVER GASKET R527884 Interval (hrs) - 2000</p>
	<p>ENGINE CRANKSHAFT DAMPER RE57604 Interval (hrs) - 4000.</p>

OILS AND CAPACITIES INFORMATION

909M Track Feller Buncher (PIN: 1T0909MX _ _ _271505—)

Part Description	Part Number	Qty or capacity	Change Interval In Hours
John Deere Plus-50™ II Engine Oil ³ 	TY26669	31.0 L (8.2 gal)	500
U7 Track Drive Planetary Oil ³ (each) 	TY26372	9.0 L (2.4 gal)	1000
U7L Track Drive Planetary Oil ³ (each) 	TY26372	10.0 L (2.6 gal)	1000
API GL-5 Swing Drive Gear Case Oil ³ (each) 	TY26372	4.5 L (1.2 gal)	1000
John Deere Hydrau™ XR Hydraulic Enclosure Door Pump Oil 	TY27318	4.1 L (1.1 gal)	2000
John Deere Hydrau™ Hydraulic Oil ³ 	TY27367	193.0 L (51.0 gal)	2000
Cool-Gard™ II Pre-Mix 	TY26575	48.9 L (12.9 gal)	6000
Fluid Analysis Kits⁴			
Engine Oil	AT346594	1	250
Hydraulic Oil	AT346594	1	500
Track Drive Planetary Oil	AT346594	2	500
Swing Drive Gear Case Oil	AT346594	2	500
Enclosure Door Pump Oil	AT346594	1	500
Diesel Fuel	AT180344	1	500
Engine Coolant	TY27787	1	500

³ See operator's manual for recommended oil type and oil viscosities based on operating temperatures.

⁴ Based on fluid analysis results, intervals may need to be adjusted for operating conditions. See an authorized John Deere dealer.

Plus-50 is a trademark of Deere & Company

Hydrau is a trademark of Deere & Company

Hy-Gard is a trademark of Deere & Company

Cool-Gard is a trademark of Deere & Company

Service Intervals

As Required	
<input type="checkbox"/> Inspect serpentine belt	<input type="checkbox"/> Lubricate door hinges
<input type="checkbox"/> Replace engine air filter elements	<input type="checkbox"/> Lubricate toolbox door hinges (if equipped)
<input type="checkbox"/> Check cab fresh air and cab recirculation filters	<input type="checkbox"/> Check and clean cooling system and condenser fins
Every 10 Hours or Daily	
<input type="checkbox"/> Lubricate leveler pivot joints and cylinders (if equipped)	<input type="checkbox"/> Check engine coolant level
<input type="checkbox"/> Check fire suppression system (if equipped)	<input type="checkbox"/> Check and adjust track sag
<input type="checkbox"/> Check swing drive gear case oil level	<input type="checkbox"/> Lubricate boom joints and cylinder ends
<input type="checkbox"/> Check hydraulic oil level	<input type="checkbox"/> Lubricate swing drive pinion and bearing
<input type="checkbox"/> Check engine oil level	<input type="checkbox"/> Lubricate crank and link (903M, 909M, 953M, and 959M only)
<input type="checkbox"/> Check and drain primary fuel filter and water separator	<input type="checkbox"/> Inspect chain shot guard (903MH and 909MH only)
<input type="checkbox"/> Check and drain final fuel filter	<input type="checkbox"/> Inspect fire extinguisher
<input type="checkbox"/> Check and drain auxiliary fuel filter and water separator (if equipped)	
Initial Service—100 Hours	
<input type="checkbox"/> Check track shoe cap screw torque	
Every 100 Hours	
<input type="checkbox"/> Lubricate swing drive gear case bearing	
Initial Service—250 Hours	
<input type="checkbox"/> Drain and refill swing drive gear case oil	<input type="checkbox"/> Check lower roller mounting cap screw torque
<input type="checkbox"/> Drain and refill track drive planetary oil	
Every 250 Hours	
<input type="checkbox"/> Check rear window alternative exit latches and retainer knobs	<input type="checkbox"/> Check track shoe cap screw torque
<input type="checkbox"/> Check skylight latch tension	<input type="checkbox"/> Take engine oil sample
<input type="checkbox"/> Check track drive planetary oil level	
Every 500 Hours	
<input type="checkbox"/> Replace fuel prefilter (if equipped)	<input type="checkbox"/> Check enclosure door pump oil level
<input type="checkbox"/> Replace primary fuel filter and water separator	<input type="checkbox"/> Check air intake hoses
<input type="checkbox"/> Replace final fuel filter	<input type="checkbox"/> Take diesel fuel sample
<input type="checkbox"/> Replace auxiliary fuel filter and water separator (if equipped)	<input type="checkbox"/> Take hydraulic oil sample
<input type="checkbox"/> Drain and refill engine oil and replace filter	<input type="checkbox"/> Take track drive planetary oil sample
<input type="checkbox"/> Drain water and sediment from fuel tank	<input type="checkbox"/> Take swing drive gear case oil sample
<input type="checkbox"/> Check battery electrolyte level and terminals	<input type="checkbox"/> Take engine coolant sample
<input type="checkbox"/> Take enclosure door pump oil sample	
Every 1000 Hours	
<input type="checkbox"/> Drain and refill swing drive gear case oil	<input type="checkbox"/> Drain and refill track drive planetary oil
<input type="checkbox"/> Check coolant condition	
Every 2000 Hours	
<input type="checkbox"/> Drain and refill hydraulic oil	<input type="checkbox"/> Drain and refill enclosure door pump oil
<input type="checkbox"/> Replace hydraulic oil return filters	<input type="checkbox"/> Check and adjust engine valve lash
<input type="checkbox"/> Replace hydraulic oil breather filter	<input type="checkbox"/> Replace fuel cap breather element
<input type="checkbox"/> Replace fuel tank breather	
Every 4000 Hours	
<input type="checkbox"/> Replace engine crankshaft damper	
Every 6000 Hours	
<input type="checkbox"/> Drain and refill engine coolant	