
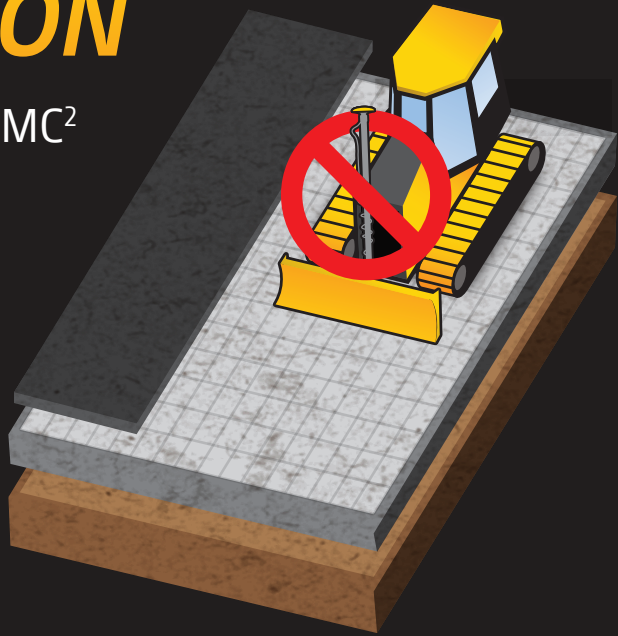




# JOHN DEERE SMARTGRADE™ DOZERS

## FULL 3D GRADE CONTROL INTEGRATION

- Featuring Topcon 3D-MC<sup>2</sup>
- No external masts
- No external cables
- Reduce risk of damage and theft
- Eliminates system installation time



## CALIBRATION WIZARD

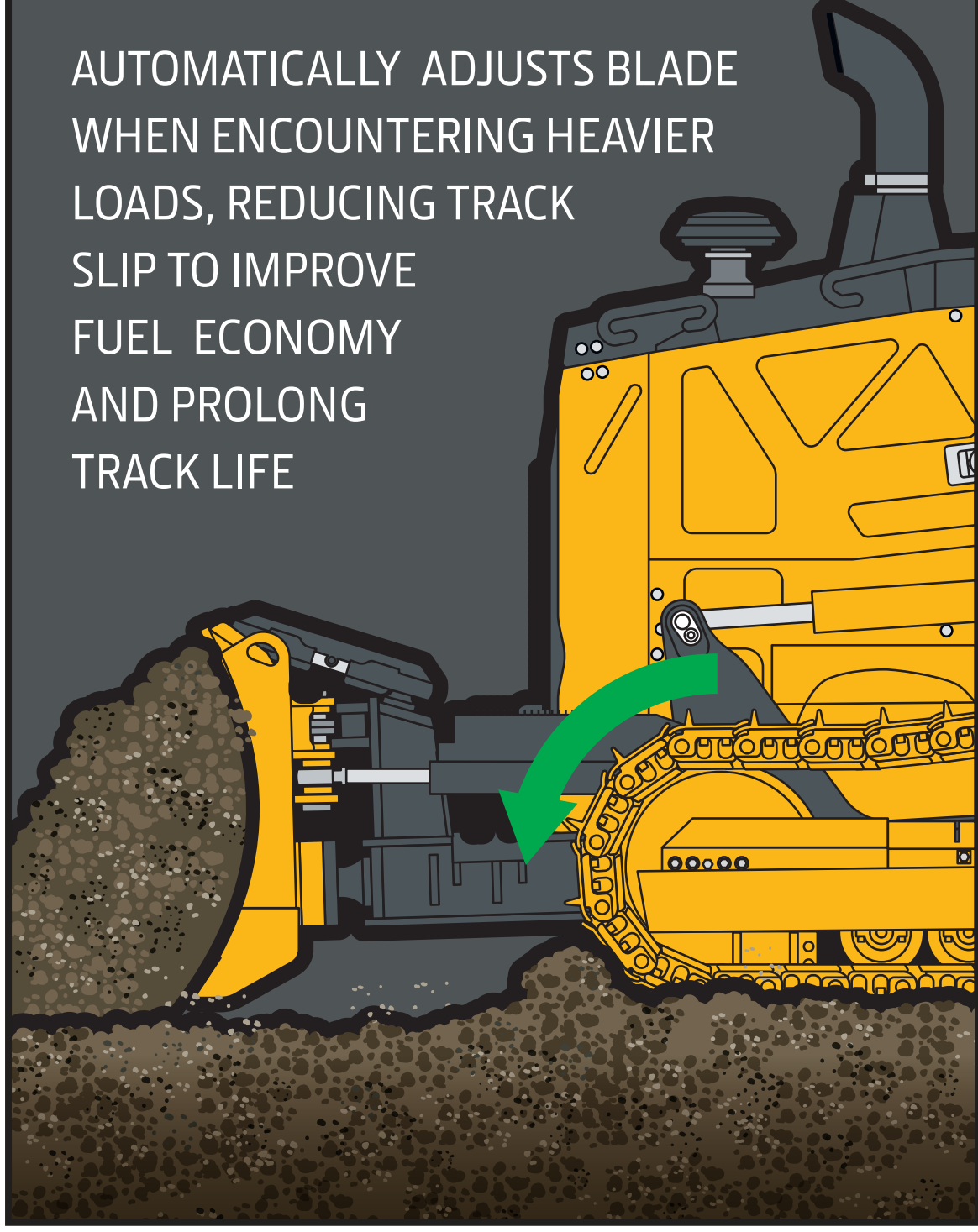
Machine dimensions are preloaded to significantly reduce calibration time

## Auto SmartGrade

SELECT NEW LOAD LEVELS, DOZING ACTIVITIES, AND MATERIAL TYPES IN TWO MONITOR TOUCHES VERSUS SYSTEM CALIBRATION BY A GPS EXPERT



AUTOMATICALLY ADJUSTS BLADE WHEN ENCOUNTERING HEAVIER LOADS, REDUCING TRACK SLIP TO IMPROVE FUEL ECONOMY AND PROLONG TRACK LIFE



### 650K

HORSEPOWER  
78 kW (104 hp)

OPERATING WEIGHT  
9691–10 156 kg  
(21,320–22,343 lb.)

### 700K

HORSEPOWER  
97 kW (130 hp)

OPERATING WEIGHT  
13 733–14 193 kg  
(30,275–31,290 lb.)

### 750K

HORSEPOWER  
123 kW (165 hp)

OPERATING WEIGHT  
15 661–17 121 kg  
(34,527–37,745 lb.)

### 850K

HORSEPOWER  
152 kW (205 hp)

OPERATING WEIGHT  
19030–21 775 kg  
(42,558–48,005 lb.)

### 950K

HORSEPOWER  
209 kW (280 hp)

OPERATING WEIGHT  
29 606–33 431 kg  
(65,300–73,800 lb.)

## SYSTEM IS FULLY SUPPORTED BY YOUR JOHN DEERE DEALER



Finance the complete system as a single purchase





Your dealer's grade control specialist is the primary contact for the dozer and grade control system



World-class parts availability

## JDLINK™ REMOTE MONITORING

See when the system IS or IS NOT being utilized



## EXCELLENT SERVICEABILITY

SYSTEM SENSORS ARE NOT LOCATED IN-CYLINDER, FOR EASY ACCESS