

# PRODUCT SUPPORT CATALOG



JOHN DEERE

2019 FALL

## FEATURED INSIDE

*Pump new life into your iron with our Powertrain ReLife Plus Machine Rebuild Program.*

*See pages 20–21*

8–9 *TK-Series Tooth System*

15 *All-Makes Rubber Tracks*

22–23 *Reman Solutions*

34–35 *Commercial Job and Workshop Products*

*Order parts online anytime  
at [JohnDeere.com/Parts](https://www.johndeere.com/parts)*

# POWER YOUR WORLD.

*Put it on PowerPlan!*

## PowerPlan™

PowerPlan™ is a flexible line of commercial credit that gives you the power to manage equipment expenses and your cash flow.

Get instant, interest-free<sup>1</sup> purchasing power for these John Deere and non-John Deere purchases:

- ✓ RENTALS
- ✓ PARTS
- ✓ SERVICE
- ✓ MORE THAN 100 ATTACHMENTS
- ✓ GROUND ENGAGING TOOLS
- ✓ PREVENTATIVE MAINTENANCE
- ✓ TECHNOLOGY SOLUTIONS



**Open your PowerPlan account today!**

**See your dealer, or go to**

**[JohnDeereFinancial.com/PowerPlan](http://JohnDeereFinancial.com/PowerPlan) to apply.**



**JOHN DEERE  
FINANCIAL**

[JohnDeereFinancial.com](http://JohnDeereFinancial.com)

<sup>1</sup>Subject to John Deere Financial approval. Available for preferred customers only.  
PowerPlan is a service of John Deere Financial, f.s.b.  
CR2211577 Litho in U.S.A. (19-08)

# Fall Specials



## John Deere Powertrain ReLife Plus

### LIMITED-TIME PROMOTION!

Now through October 31, 2020, all customers who complete a John Deere Powertrain ReLife Plus<sup>1</sup> machine rebuild during the promotional period will receive a **FREE\* John Deere safe!** See your dealer for details.

<sup>1</sup>Powertrain ReLife Plus requires a machine inspection and replacement of specified major powertrain components. See your John Deere dealer for more information including Powertrain ReLife Plus extended warranty coverage choices.

\*This limited promotion is available to customers upon commitment to and completion of necessary documentation for a John Deere Powertrain ReLife Plus machine rebuild by October 31, 2020. The safe will be delivered at John Deere's expense to the dealer performing the machine rebuild upon completion and acceptance of the machine rebuild. Limit one safe per customer. Past purchases do not apply. The customer is responsible for transportation of the safe from the dealer's location. Taxes may apply. John Deere reserves the right to terminate and/or modify this offer at any time without notice.



## We've Got You Covered

**3-YEAR/6,000 HOUR**

**POWERTRAIN & HYDRAULIC  
WARRANTY\***

### New K-Series Production-Class Wheel Loaders

Buy a new qualified K-Series Wheel Loader from August 1, 2019–October 31, 2019, and get an enhanced 3-year / 6,000-hour powertrain and hydraulic warranty. Some restrictions apply. See footnote for details.

\*This powertrain and hydraulic warranty provides an enhanced coverage of 3 years/6,000 hours (whichever occurs first) and runs concurrent with the standard machine warranty for all new Qualified Wheel Loaders. Qualified machines include new 744K, 744K-II, 824K, 824K-II, 844K, 844K-II, and 844K-III Wheel Loaders purchased from August 1, 2019, to October 31, 2019. Machines must be maintained per John Deere recommended service intervals as outlined in the Operator's Manual. This 3-year/6,000-hour powertrain and hydraulic warranty is transferable to subsequent purchasers. Except as modified herein, all other standard warranty terms and conditions apply. John Deere reserves the right to require documentation of compliance with program requirements as a condition of warranty. Offer valid at participating dealers only. Some restrictions apply. See your dealer for complete details.

## Table of Contents

John Deere Financial .....	2
Fall Specials.....	3
Connected Support .....	4–5
Undercarriage .....	6–7
TK-Series Tooth System .....	8–9
All-Makes RVJ Bucket Teeth.....	10
All-Makes Bucket Teeth .....	11
Cutting Edges .....	12–14
Forestry Saw Teeth .....	14
All-Makes Rubber Tracks.....	15
JAGZ™ .....	16
Half-Arrow Blades.....	17
Hydraulic Hoses .....	18
Big Parts Promise .....	19
Powertrain ReLife Plus .....	20–21
Reman.....	22–23
Oil, Lubricants, and Filters .....	24–25
Coolants.....	26
Diesel Exhaust Fluid and Equipment .....	27
Fuel Additives.....	28
Grease.....	29
Towels and Chemicals.....	30
Paint .....	31
Batteries, Jump Starters, and Accessories .....	32–33
Commercial Job and Workshop Products .....	34–35
Customer Portal .....	36

# JOHN DEERE Connected Support™



**When you buy John Deere equipment you expect reliability.**

You should, because Nothing Runs like a Deere.

**That's why John Deere equipment comes prepared from the factory with technology built in.**

It senses potential issues and can alert you promptly — in the cab or anywhere you are.

**You also know that when you're on the jobsite, the unexpected can happen.**

When it does, you need a quick resolution.

**Better yet, your dealer can receive alerts and connect to your equipment.**

You know your dealer is always ready to keep you running — and running better.

## WHEN YOU CONNECT YOUR MACHINE:

### You Can

- Monitor alerts from the machine remotely
- Monitor engine hours and utilization
- View machine location and get driving directions to the jobsite
- Monitor fuel level and idle time

### Your Dealer Can

- Monitor alerts coming from your machine
- Remotely connect to your machine for real-time diagnosis
- Leverage Expert Alerts from John Deere to address potential future downtime
- Perform software updates from the dealership

Most new John Deere machines come ready with five years of machine connectivity to enable these tools that you keep running.

**Ask your dealer about John Deere Connected Support to learn more.**

## One of the most powerful reasons to choose John Deere.

Our remote machine-monitoring capability for tracking the health of machines in the field enables your dealer to respond more efficiently to critical issues that can result in costly downtime.

Our Machine Monitoring Center specialists use advanced telematics and alert-management tools to stay on top of potential issues. When necessary, they engage John Deere factory-trained technicians, who have the ability to read and clear diagnostic codes, record machine-performance data, and even update software — without ever visiting the machine in the field.

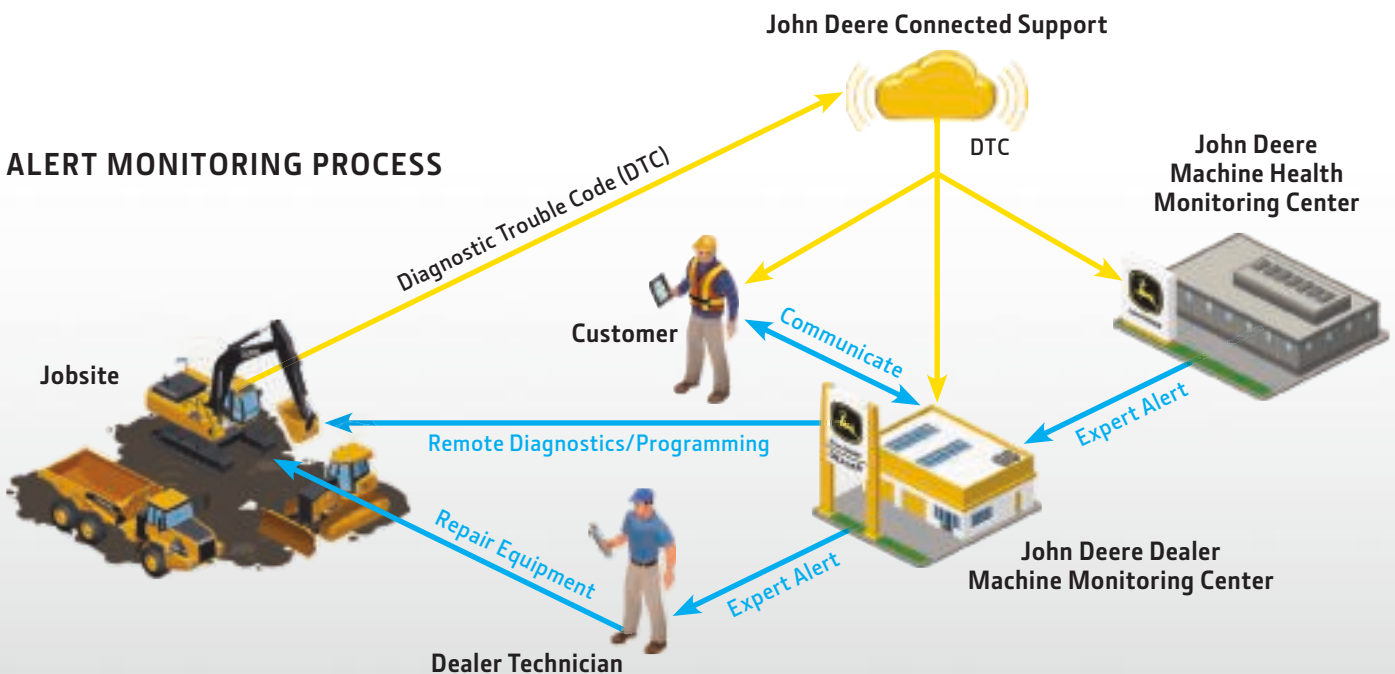
Typical response time is quick, and many times problems can be addressed before they cause downtime. When technicians do need to visit the jobsite, they often arrive with the correct repair parts already in hand.



### Looking at the big picture now can help us improve our service to you in the future

John Deere Machine Health Monitoring Center specialists develop solutions that enrich our monitoring services. They do this by analyzing accumulated machine data, identifying trends that warrant a closer look, and then developing new and improved preventative maintenance and repair protocols that we can leverage in the future.

So while we focus on addressing issues that may immediately impact you and your fleet, the Machine Health Monitoring Center keeps an eye on the big picture so we can repair machines faster and even help you avoid unexpected downtime altogether.



# JOHN DEERE Undercarriage

## Tough undercarriages with longer and more even wear.

With rapid and unbalanced undercarriage wear eating up some 50 percent of the average contractor's maintenance budget, John Deere undercarriages are strong allies in the battle to keep uptime up and operating costs down.

The steel that goes into our undercarriages provides the kind of deep-hardened resiliency that goes directly to your bottom line. And that's why we say the value that we build into John Deere undercarriages is truly hardened to the core.

### We offer three choices to cover your needs:

#### Standard Undercarriage

All components are carefully matched in tolerance, strength, hardness, and wear limits, for optimum wear life.

#### Extended Life Undercarriage

This wear resistant system features the addition of the popular and exclusive SC-2™-coated bushings.

#### Maximum Life Undercarriage

The Maximum Life Undercarriage incorporates SC-2 coated bushings along with stronger seals and larger components compared to the Standard and Extended Life Undercarriage systems that already deliver longer and more balanced wear in most soil conditions.

### Undercarriage selection

The chart below compares the three John Deere undercarriage choices relative to seven different attributes. Your John Deere dealer has the expertise to help you understand the characteristics of each undercarriage and choose the one that is right for your operating conditions and business needs.

	Standard	Extended Life	Maximum Life
	GOOD	BETTER	BEST
Purchase Price	■		
Operating Cost			■
Ride Comfort	■	■	■
Wear Life		■	■
Abrasion Resistance – SC-2		■	■
Impact Resistance – Larger Components			■
Varying Ground Conditions		■	■

**Note:** All factors are dependent on soil conditions and specific application. Consult your local John Deere dealer to choose the right undercarriage for your operation.

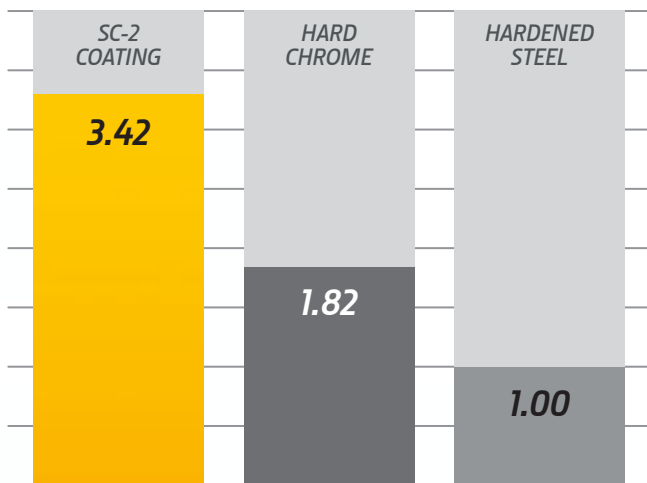





**WARRANTY**  
Backed by a 3-year/  
4,000-hour warranty.

### SC-2 wear comparison

SC-2-coated bushings minimize service requirements because they deliver up to twice the life before you need to make a "turn decision." In some cases, bushing turns may even be eliminated.



Standard bushing



Bushing with SC-2



### Stands up to punishing tests

Track-chain assemblies were field-tested in sand. The photos above show that the standard bushing wore 32 percent, while the bushing with SC-2 coating had minimal wear.

# JOHN DEERE TK-Series Tooth System

## Why it's better.

The TK-Series System is engineered to deliver maximum performance, quick and safe replacement, and superior tooth retention.

- Rubber locks are held captive when the tooth is retained for security and protection from direct impact
- Nearly a **70-percent consumption ratio**<sup>1</sup> means you are getting more for your money
- Over **50-percent-more usage** with heavy-duty TK-Series loader teeth<sup>2</sup>
- Includes a **lifetime** warranty against breakage

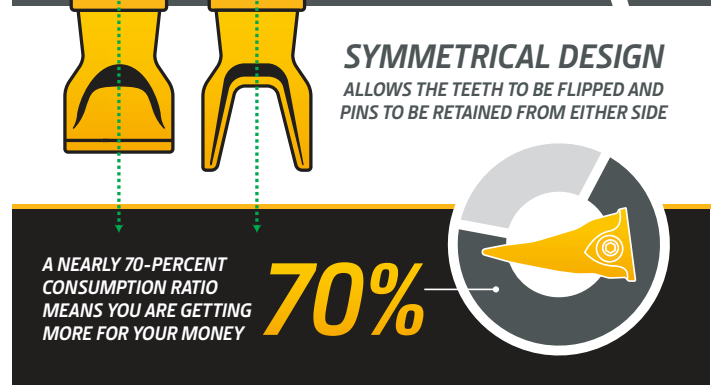
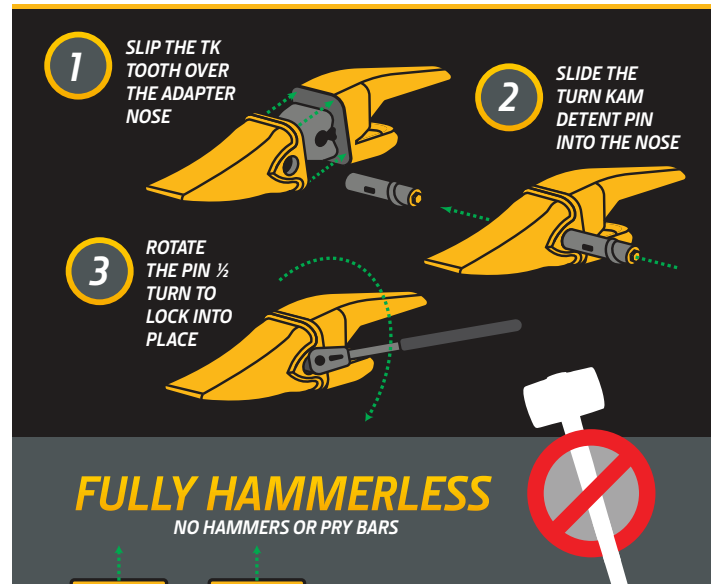


Note: TK-Series teeth installed on new John Deere equipment are painted yellow as shown. Aftermarket TK-Series teeth are black.

## See your dealer for specific part numbers.

<sup>1</sup> Richmond, Virginia, field-test data from August 2012. A set of eight TK550LD teeth and eight TK550LDH teeth on a 90-metric-ton loader loading blasted granite was monitored and weighed at end of life. Data showed an average consumption ratio across all teeth for the LD set to be 67.18 percent, and 69.29 percent for the LDH set.

<sup>2</sup> Field-test data from October 2012 showed the TK550LDH (heavy-duty) teeth at end of life yielded 550 hours of production compared to an average of 254 hours for two sets of TK550LD (standard-duty) teeth tested on the same 90-metric-ton production loader in a blasted granite loading application.







# PUT DOWN THE HAMMER

## TK-Series adapter styles

*Weld-on  
adapter*



*Bolt-on adapter  
(center)*



*Bolt-on adapter  
(one-hole end)*



*Bolt-on adapter  
(two-hole end)*



# FREE ADAPTER

**TK Conversion Program**  
Offer ends October 31, 2019.

Dealers: Refer to Program Number TS-T4.

# JOHN DEERE All-Makes RVJ Bucket Teeth

## A new twist on old technology.

The RVJ Bucket Tooth System is engineered to deliver hammerless technology to existing Caterpillar J-Series adapters through a converter and helical pin design. The converter is secured between the existing competitive J-Series adapter and the RVJ tooth. The helical pin is placed in the tooth's nose, where it is rotated 180 deg. with a common socket wrench and tightly secured. Convert to a fully hammerless system without changing adapters!



See your dealer for specific part numbers.

## Convert to a fully hammerless system without changing adapters.

- 1 Insert converter into adapter.
- 2 Fit tooth over nose and converter.
- 3 Insert helical pin and rotate 180 deg. with socket wrench to engage lock.



# FREE

Converter with purchase of RVJ teeth and pin set through October 31, 2019.

Dealers: Refer to Program Number TS-V2.

# JOHN DEERE All-Makes Bucket Teeth

## John Deere “Original Line” Teeth

John Deere builds rugged replacement teeth and adapters for most brands of backhoes, excavators, loaders, scrapers, and graders. John Deere teeth are available in either split-washer or two-piece-pin configurations to make replacement of these critical wear parts as quick and cost efficient as possible.

## Caterpillar Replacement Teeth

The oversized pocket characteristics of these teeth with the extended adapter nosepiece provide a nose fit between the tooth and adapter that results in strong impact resistance with a loose fit in the ramps. Cat style teeth use a horizontal pin and retainer.

## H&L Replacement Teeth

H&L style teeth are designed for backhoes and excavators. They are available in a multitude of shapes offering superb performance and reliability in all digging conditions. H&L style teeth use a horizontal flex pin.

## Hensley Replacement Teeth

The parabolic (dished-out) design creates a wedging and self-tightening fit. Most Hensley style teeth use a vertical roll pin, flex pin, or steel keeper, depending on size.

## ESCO Helilok®/Vertalok® System

Teeth mount on both the Vertalok and Helilok adapters with a quarter turn and “butts ups” against the adapter nose to take thrust loads head-on. The helical threads and large stabilizing flats at the end of the nose deliver maximum resistance to severe breakout forces.


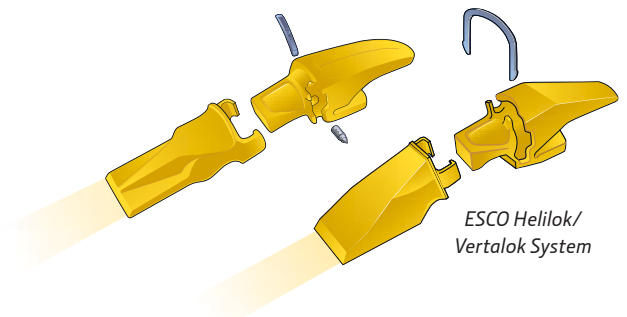
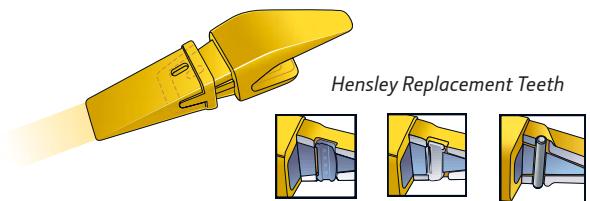
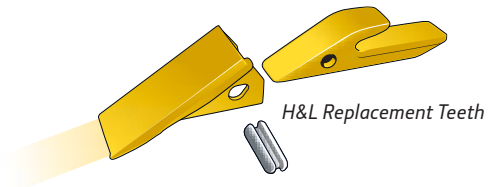
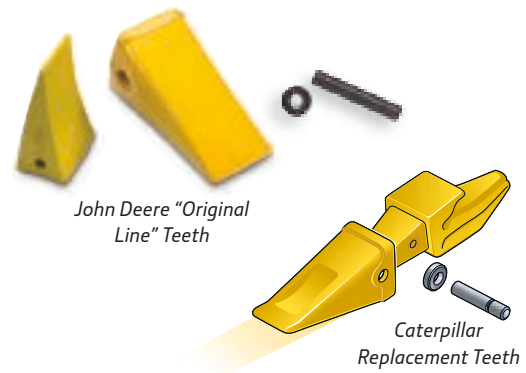
## ESCO Conical Teeth

The “conical” design mating system between tooth and adapter creates self-tightening action. The design reduces tooth movement both vertically and horizontally. Conical teeth use a vertical pin and rubber lock.

## ESCO Super V™

The Super V tooth twists a quarter turn onto the adapter and “butts up” against the adapter nose to match breakout forces more closely. The one-piece pin provides easier changeover and is reusable for 29 Series sizes and larger.

**John Deere meets your all-makes bucket teeth needs.  
See your local John Deere dealer for a full listing of  
available parts.**



# JOHN DEERE Cutting Edges

## Protect your investment!

John Deere is your one-stop solution for all your cutting-edge needs.

Our full line of cutting edges covers everything from a standard, economical carbon edge to specialty edges like our John Deere Jagz™ Interlocking Edge System. Talk with your dealer to review your specific application and find out which John Deere system is best for you.




## Carbon Edges

The standard for cutting edges, these edges are formed from a high carbon rolled steel, made harder by the addition of carbon.

## Dura-Max Edges

Manufactured with thru-hardened 15B30 boron steel, which is significantly harder than the standard carbon edge. Dura-Max edges are made harder via a heat-treatment process in which the blades are heated to extreme temperatures and then quenched to reach maximum hardness levels.



## John Deere Lattice Edge

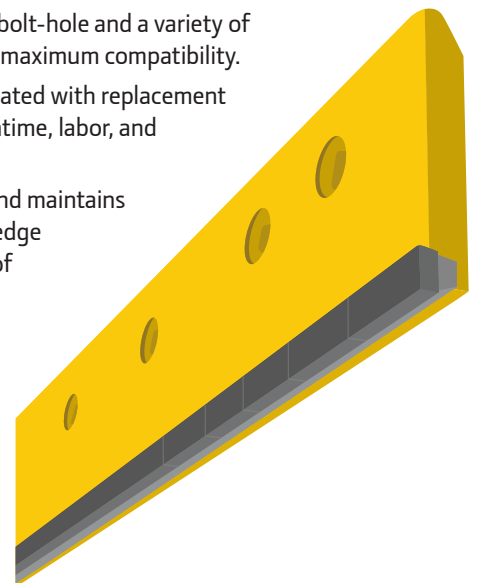
Aggressively cut into ice and snow with the John Deere Lattice Edge. This edge is designed to create a rough surface for salt or sand to collect onto the ice and snow. This cutting edge features a Lattice style design across the entire moldboard width and length to allow for full rotatability.

## Dual Carbide Edge

The dual carbide edge features two tungsten carbide inserts specifically designed for high-abrasion and low-impact applications. First insert is formulated with our proprietary macrocrystalline carbide grade for toughness and impact resistance, and mounts on the front of the blade. Second insert is made from a wear-resistant carbide grade and mounts directly behind the first insert to resist wear caused by blade down pressure and abrasion.

### Features, advantages, and benefits:

- Provides maximum wear resistance.
- Offers the longest-lasting blade life span in the industry.
- Exclusive, innovative blade design that outlasts imbedded carbide granule-style blades.
- Features a universal bolt-hole and a variety of available lengths for maximum compatibility.
- Reduces costs associated with replacement part inventory, downtime, labor, and overall operations.
- Resists “crowning” and maintains a straighter cutting edge throughout the life of the blade.





## John Deere Stinger™ Scarifier-Style Grader Edges

John Deere Stinger grader edges deliver consistent, reliable performance in a wide range of applications.

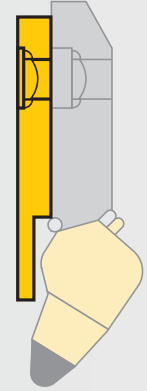
Stingers eliminate washboarding and potholes, with fewer passes than standard grader blades, as well as decrease the number of passes necessary to properly maintain a road surface. These tungsten-carbide-tipped cutting tools are stronger than steel and penetrate hard-packed, gravel, and frozen surfaces easily. Stinger replaceable, rotating, self-sharpening tools wear uniformly and maintain an even cutting height by enabling them to be rotated from position to position.

Stingers come in over a dozen tool styles and fit universally into three blade strengths for a variety of applications:

- Standard duty – ideal for light-use grading in average conditions
- Heavy duty – useful in most grading environments
- Severe duty – best for working in extreme elements

### Cover blades

Wear-resistant steel cover blades are available for operating your scarifier system in extremely abrasive conditions or carrying heavy debris loads on the moldboard. These cover blades provide better protection for the blocks and welds, and easily attach through existing bolt-holes on the blade.



### End protectors



End protectors are also available for working in rough conditions. The tough steel, heavy-duty designed end protection bits feature an exclusive combination of ductility and air-hardening steel.



# 30-DAY

## DEMONSTRATION OFFER

**On Stinger system base edges through October 31, 2019.**  
Dealers: Refer to Program Number TS-9U.

*30-Day Demonstration Offer for Stingers is not available for Canada.*

# JOHN DEERE Cutting Edges


## Isolated Carbide Edges (I.C.E.™) with Carbide Overlay

Severe road applications call for abrasion-resistant solutions.

I.C.E. blades with carbide overlay offer the latest application technology in one advanced blade for motor graders. Traditional blades wear prematurely, while I.C.E. blades withstand blade-edge breakage and damage in harsh snowy and icy conditions.

### Features, advantages, and benefits:

- Combines durable, individually mounted bullet-shaped inserts protected with a layer of wear-resistant carbide granules imbedded in a tough, abrasion-resistant, steel-weld material in one blade
- Offers maximum blade strength and longevity even in the harshest of road applications
- Features the highest levels of combined blade wear, impact, and fracture resistance
- Performs effectively to remove snow on roads with embedded lane markers and rumble strips by effectively resisting carbide fractures
- Improves penetration versus traditional straight-edged designs



### I.C.E. with Carbide Overlay

Part No.	Thickness	Width	Length	Bolt Dia.	Weight
TY27402	22 mm (.875 in.)	127 mm (5 in.)	914 mm (36 in.)	16 mm (.625 in.)	20 kg (45 lb.)
TY27403	22 mm (.875 in.)	127 mm (5 in.)	1219 mm (48 in.)	16 mm (.625 in.)	27 kg (60 lb.)
TY27404	22 mm (.875 in.)	127 mm (5 in.)	914 mm (36 in.)	19 mm (.750 in.)	20 kg (45 lb.)
TY27405	22 mm (.875 in.)	127 mm (5 in.)	1219 mm (48 in.)	19 mm (.750 in.)	27 kg (60 lb.)



## Forestry Saw Teeth

Tough jobs require tougher saw teeth.

These exclusive long-life teeth are available for wheeled and tracked feller bunchers, and for both new- and older-model cutting heads.

### Extended Life

- Additional hours of cutting efficiency in rocky applications
- Heat-treated to withstand more impact over longer periods of time

### One-Piece Hardened Concave

- Rocky soil application
- Stays sharp longer in rocky soils and stays functional after rock dentures

### One-Piece Carbide Beaver

- Abrasive material application
- Stays sharp longer in sandy soils
- Carbide steel and efficient cutting design

**10% OFF**

Through October 31, 2019.  
See your dealer for program details.  
Dealers: Refer to Program Number TS-E7.

### Saw Blade Kit Guide

Part No.	Description	Tooth Kit Included	No. of Teeth	Diameter
AT366431	Extended Life	AT379815	18	53 in.
AT374284	Carbide	F452112	18	58 in.
AT374285	Hardened	F452113	18	58 in.
AT379841	Extended Life	AT379815	18	56 in.
AT379870	Extended Life	AT379815	18	54 in.
AT380004	Extended Life	AT379816	20	60 in.
AT380008	Extended Life	AT379816	20	60 in.
AT385036	Extended Life	AT379815	18	56 in.
F393394	Carbide	F452112	18	56 in.
F393435	Hardened	F452110	18	53 in.
F393436	Carbide	F452111	18	53 in.
F394445	Carbide	F452233	20	60 in.
F452149	Hardened	F452110	18	49 in.
F452150	Carbide	F452111	18	49 in.
F452151	Hardened	F452110	18	53 in.
F452152	Carbide	F452111	18	53 in.
F452153	Hardened	F452110	18	56 in.
F452154	Carbide	F452111	18	56 in.
F452156	Carbide	F452112	18	56 in.
F452157	Hardened	F452148	20	N/A
AT355475	Carbide	F452112	18	54 in.
AT366430	Hardened	F452112	18	N/A

### Saw Tooth Kit Guide


Part No.	Description	No. of Teeth	Kerf	Bolt Size
AT379815	Extended Life	18	2¼ in.	¾ in.
AT379816	Extended Life	20	2¼ in.	¾ in.
F452111	Beaver	18	2¼ in.	¾ in.
F452112	Carbide Beaver	18	2¼ in.	¾ in.
F452233	Carbide Beaver	20	2¼ in.	¾ in.
F452110	Hardened Concave	18	2¼ in.	¾ in.
F452148	Hardened Concave	20	2¼ in.	¾ in.
F452113	Hardened Concave	18	2¼ in.	¾ in.

# JOHN DEERE All-Makes Rubber Tracks

## Now is the perfect time to address your rubber-track needs.

Ensure maximum productivity and longevity from your John Deere all-makes rubber tracks, no matter what brand or model of machine you operate.

Proper track tensioning is particularly important, as excessive tightness can accelerate component wear. The ideal time to inspect the track system is during periodic cleaning. Tracks should be thoroughly inspected for cuts, punctures, or tears.

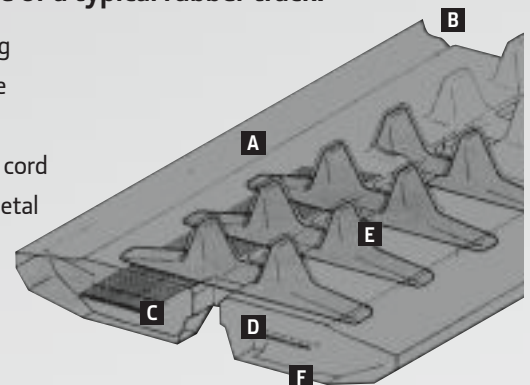


### Key benefits of John Deere all-makes rubber tracks:

- **Reinforced edge design**  
Reinforced structure of track edge makes it more durable and can improve track life
- **Anti-detracking metal core**  
Equipped with a continuous steel-cord design to reduce detracking
- **Reinforced track base**  
More material in the base of the track to increase surface coverage and prevent against cracks, chips, and cuts

### Basic structure of a typical rubber track:

- A** Rubber casing
- B** Sprocket hole
- C** Steel cord
- D** Intermediate cord
- E** Embedded metal
- F** Tread lugs



# Production-Class Equipment Solutions

## JAGZ™ Cutting Edges


JAGZ interlocking cutting edge systems provide an alternative to conventional, non-interchangeable cutting edges.

JAGZ utilize bolt-on edges common to many buckets and can be mounted in a staggered or straight pattern depending on your application. When mounted in a staggered pattern, you get increased penetration and better bucket fill. The straight pattern leaves a smoother working surface, making it perfect for loading. JAGZ also balance wear by swapping the more quickly worn outside edge with the less worn centers.

In addition, JAGZ maximize usable steel by allowing for up to 90-percent wear before replacement, compared to 50-percent usable steel on conventional bolt-on edges. This flexibility is what makes the JAGZ system stand out from the crowd.

### JAGZ highlights:

- Guaranteed for life against breakage
- Easy to install and adjust, saving you time and money
- Self-sharpening edges wear from the bottom up, for increased wear
- Reversible, interchangeable pieces deliver more versatility
- Unique cutting angle gives better bucket fill
- Designed for fleet flexibility, including most competitive loaders
- Leaves a smoother work surface, reducing tire wear and increasing comfort



### JAGZ Part Number Description

#### Thickness in mm

25 mm = 1 in.  
35 mm = 1.38 in.  
40 mm = 1.57 in.

0 = Standard 6-in. wide  
1 = Joiner 7-in. wide  
3 = RH end seg. w/ 4-in. offset  
4 = LH end seg. w/ 4-in. offset  
5 = RH end seg. w/ 5-in. offset  
6 = LH end seg. w/ 5-in. offset  
7 = RH end seg. w/ 7-in. offset  
8 = LH end seg. w/ 7-in. offset

**T835100C**

#### Bolt Diameter 3-in. Drop

1 = 1-in. Bolt  
2 = 3/4-in. Bolt  
3 = 5/8-in. Bolt

0 = Universal 17/8-in.  
1 = Short universal 14/8-in.  
2 = Long universal 20/8-in.  
3 = Short universal 11/8-in.



*Easy-to-install JAGZ are guaranteed against breakage and fit any model or make of loader.*






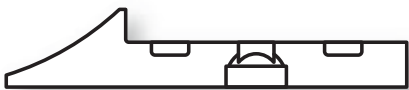


## John Deere Half-Arrow Blades

### Meet your everyday job solution.

Half-arrow designs offer the benefits of more material in high-wear areas, increased bucket capacity, and enhanced bucket penetration.

Maximum depth countersinking allows for optimum wear before the bolt head's failure. The sharpened nose design enables excellent penetration capability and enhanced material flow into the bucket. The combination of half-arrow blades and base-edge covers protects the base edge while optimizing the flow of material into and out of the bucket. This unique design puts more wear material where it is needed most, on the underside of the bucket where abrasion is highest, making it an excellent solution for production-class applications.




*Cover Plates*



### Meet your everyday job solution

Half-arrow edges and segments are built to perform using HighSpec Alloy X14 steel for excellent wear characteristics and superior impact resistance. Half-arrow edges are used to replace the standard double-bevel design commonly used on loaders when no tooth and adapter options are installed. Segments are placed between loader teeth to protect the base edge of the bucket. The half-arrow design offers enhanced protection for the edge and bevel. Combining half-arrow-shaped segments or blades with base-edge covers completely protects the base edge from abrasion.



*Blades*

# Hydraulic Hoses

John Deere hose assemblies  
built to OEM specifications.

Ask your dealer about hoses for  
any brand of equipment.



HOSES IN MINUTES



Delivering on the extra mile.

Stay up and running, and eliminate the worry about contaminants entering your hydraulic system. Trust your John Deere dealer to deliver complete solutions, like Ultra Clean, that ensure contaminants are completely removed from new hose assemblies.

Ask your dealer how Ultra Clean can help you go above and beyond.



RUN  
[YOUR]  
WORLD



JOHN DEERE

[JohnDeere.com/Big](http://JohnDeere.com/Big)

# HAVING BIG PARTS WHEN YOU NEED THEM IS A BIG DEAL.

With John Deere's Big Parts Promise, we guarantee that parts availability won't be the cause of extended machine downtime. Because if your dealer doesn't have a quickly installed production-class part in stock, it's free.\* And if a large production-class part isn't available by the next day, John Deere pays the freight.\*\* See your participating dealer or our website for details. It's all part of our promise to help you **Run Your World**.

\*At participating dealers. If a critical, quickly installed production-class part is not in participating dealer stock, the part is free.

\*\*At participating dealers. If large production-class parts are not delivered to your dealer the next day, you do not pay the freight charges.

JOHN DEERE

# Powertrain ReLife Plus



REBUILT

AM

## John Deere Powertrain ReLife Plus **MACHINE-REBUILD PROGRAM**

*Extend the life of your machine with John Deere Powertrain ReLife Plus. Design a comprehensive and flexible machine-rebuild solution that protects your bottom line — and keeps you moving forward.*



**ND** **RUNNING.**  
**NOW THAT'S A PLUS.**

The John Deere Powertrain ReLife Plus program extends the life of your machine with:

- A thorough machine inspection by a certified technician.
- A complete set of John Deere Reman powertrain components.
- A John Deere Powertrain ReLife Plus warranty.

Plus, your John Deere dealer will help you understand the inspection results so you can tailor the program precisely to your needs and optimize your total owning and operating costs.

- + QUALITY PRODUCTS**
- + SUPERIOR SUPPORT**
- + THE POWER OF CHOICE**

Visit [JohnDeere.com/ReLife](http://JohnDeere.com/ReLife) to learn how your dealer can maximize your machine's uptime.



# Introducing... Extended Warranty for Reman Engines




**JOHN DEERE**  
REMAN

Whether you have dirt to push, trucks to load, or mountains to move, your engine is the heart of your machine. Having the peace of mind that you can depend on, your engine allows you to focus on running your operation.

The Extended Warranty program for John Deere Reman engines gives you that peace of mind at an affordable price. When you select a John Deere Reman replacement engine, you can now select from the following extended warranty options:

- 2yr/2,000hr
- 2yr/3,000hr
- 2yr/4,000hr\*
- 2yr/5,000hr\*
- 2yr/6,000hr\*
- 3yr/2,000hr
- 3yr/3,000hr
- 3yr/4,000hr\*
- 3yr/5,000hr\*
- 3yr/6,000hr\*

*See your John Deere dealer today for details on this program.*




\*Not available for Scraper Tractor applications.



**JOHN DEERE**  
REMAN

## Reman solutions.

When time is money and reliability is critical, you need a repair solution you can count on. John Deere Reman provides a full line of remanufactured components which minimize downtime and deliver the same levels of performance and durability as a new component at 60 to 75 percent of the price of new.



	Articulated Dump Trucks	Backhoes	Crawler Dozers	Crawler Loaders	Excavators	4WD Loaders	Motor Graders	Scraper Tractors	Skid Steers
<b>Engines</b>	X	X	X	X	X	X	X	X	X
<b>Fuel Injection</b>	X	X	X	X	X	X	X	X	X
<b>Transmissions</b>	X	X				X	X	X	
<b>Axles / Final Drives</b>	X	X	X	X	X	X	X	X	
<b>Hydraulic Pumps</b>	X	X	X	X	X	X	X	X	
<b>Hydrostatic Pumps</b>			X	X					
<b>Hydrostatic Motors</b>			X	X	X				X
<b>Rotary Manifolds</b>					X				
<b>Starters and Alternators</b>	X	X	X	X	X	X	X	X	X
<b>Electronic Controllers</b>	X	X	X	X	X	X	X	X	X
<b>A/C Compressors</b>	X	X	X	X	X	X	X	X	X
<b>Turbochargers</b>	X	X	X	X	X	X	X	X	X
<b>Internal Engine Components</b>	X	X	X	X	X	X	X	X	X

## NEW! More Remanufactured Engine options recently added!

### Reman Complete Engines

Reman Part No.	Engine Designation Code	Machine Models	Machine Type	New Part No.
SE502844	4045HDW56	444K	Loader	PE11257
RM100179	4045HDW58	444K	Loader	PE11458
SE502837	4045HT074	450J	Crawler Dozer	PE11261
SE502831	4045HT070	550K and 650K	Crawler Dozer	PE11260
RM100180	4045HT066	130GLC	Excavator	PE11365
RM100181	4045HT068	160GLC and 180GLC	Excavator	PE11397
RM100182	4045HT063	310SK TC, 410K, and 410K TC	Backhoe Loader	PE11285
RM100183	4045HT073	210K, 310K, 310SK, 310SK TC, 410K, and 410K TC	Backhoe Loader	PE11286
RM100186	4045HT072	310K EP, 310L EP, 210K EP, and 210L EP	Backhoe Loader	PE11283
RM100107	6068HDW85	644K Hybrid	Loader	PE12249
RM100110	6068HT079	710K	Backhoe Loader	PE11294
RM100111	6068HT086	210G and 210GLC	Excavator	PE11262
RM100122	6068HT089	655K	Crawler Loader	PE11259
RM100123	6068HTJ90	1070E and 1170E	Wheeled Harvester	DD22260
RM100124	6068HTJ91	1110E, 1210E, and 1510E	Forwarder	DD22388



### Reman Complete Block Assemblies

Reman Part No.	Engine Designation Code	Model
RM100171	4045HT069, 4045HDW56, 4045HDW58, and 4045HT068	605K, 444K, 160GLC, and 180GLC
SE502829	4045HT066, 4045HT070, and 4045HFL92	130GLC, 550K, 650K, and 344K
RM100176	4045HT063 and 4045HT073	210K, 310K, 310SK, 310SK TC, 410K, and 410K TC
RM100172	4045HT072	310K EP, 310L EP, 210K EP, and 210L EP

# Oil and Lubricants

## Plus-50™ II API CK-4/SN Engine Oil

The best John Deere oil, Plus-50 II SAE 15W-40, 10W-30, and 0W-40, is made with a unique additive system that offers excellent protection from deposits and wear. It exceeds API service classification CK-4/SN, and is available in sizes from quarts to totes. It's excellent for all diesel engines!

Part No.	Description	Size
TY26674	Plus-50 II, 15W-40	1 U.S. qt. (946 ml)
TY26673	Plus-50 II, 15W-40	1 U.S. gal. (3.78 L)
TY26675	Plus-50 II, 15W-40	2½ U.S. gal. (9.5L)
TY26679	Plus-50 II, 15W-40	5 U.S. gal. (18.9 L)
TY26677	Plus-50 II, 15W-40	30 U.S. gal. (113 L)
TY26678	Plus-50 II, 15W-40	55 U.S. gal. (208 L)
TY26991	Plus-50 II, 15W-40	275 U.S. gal. tote
TY26669	Plus-50 II, 10W-30	1 U.S. qt. (946 ml)
TY26668	Plus-50 II, 10W-30	1 U.S. gal. (3.78 L)
TY26671	Plus-50 II, 10W-30	5 U.S. gal. (18.9 L)
TY26670	Plus-50 II, 10W-30	55 U.S. gal. (208 L)
TY26863	Plus-50 II, 10W-30	330 U.S. gal. (1250 L) tote
TY26665	Plus-50 II Synthetic, 0W-40	1 U.S. qt. (946 ml)
TY26664	Plus-50 II Synthetic, 0W-40	1 U.S. gal. (3.78 L)
TY26667	Plus-50 II Synthetic, 0W-40	5 U.S. gal. (18.9 L)
TY26666	Plus-50 II Synthetic, 0W-40	55 U.S. gal. (208 L)
TY27354	Plus-50 II Synthetic, 0W-40	275 U.S. gal. tote



## Hydrau™, Hydrau™ XR, and Hitachi Super EX-46HN Hydraulic Oils

Hydrau, Hydrau XR, and Hitachi Super EX-46HN are premium hydraulic oils specifically designed for use in hydraulic and hydrostatic systems of construction and forestry equipment.

- Hydrau offers all-season capability in ambient temperatures of –25 deg. C to +50 deg. C (–13 deg. F to +122 deg. F)
- Hydrau XR is a synthetic hydraulic oil that offers all-season capability in ambient temperatures of –40 deg. C to +40 deg. C (–40 deg. F to +104 deg. F)
- Both provide superior oxidation and thermal stability and protect against rust and corrosion
- Extended change intervals
- Hitachi Super EX-46HN is recommended for use in John Deere and Hitachi excavators

Part No.	Description	Size
TY27366	Hydrau	2½ U.S. gal. (9.5L)
TY27367	Hydrau	5 U.S. gal. (18.9 L)
TY27368	Hydrau	55 U.S. gal. (208 L)
TY27369	Hydrau	275 U.S. gal. (1041L)
TY27318	Hydrau XR	5 U.S. gal. (18.9 L)
TY27319	Hydrau XR	55 U.S. gal. (208 L)
<b>Excavator Zinc-Free Hydraulic Oil:</b>		
2908-050	Hitachi Super EX-46HN	5 U.S. gal. (18.9 L)
2908-046	Hitachi Super EX-46HN	55 U.S. gal. (208 L)
TY26529	Hitachi Super EX-46HN	330 U.S. gal. (1250 L) tote





# Genuine John Deere Filters

Insist on filters made to the original, correct specifications. Reliable and dependable genuine John Deere parts boost uptime and productivity while lowering your daily operating cost.

## Trap microscopic particles.

Our premium John Deere filters are purposely built to protect and extend the life of your machines.

They're made to exact specifications and will fit John Deere equipment and other all-makes applications, including some cars and trucks.



- 1 Heavy-duty canister
- 2 Spring designed for construction applications
- 3 Heavy-duty one-piece metal end caps
- 4 Poly-blend filter element
- 5 Crimped spiral-center tube
- 6 Nut plate with rolled threads
- 7 Rubber gaskets specifically designed for each application

## Stay on the jobsite longer with John Deere filters and Plus-50™ II engine oil.

Get great protection with fewer oil changes when you pair John Deere oil filters with premium Plus-50 II engine oil. Specifically designed by John Deere engineers for John Deere equipment, our maintenance products defend your machine from harsh conditions and wear. John Deere Plus-50 II engine oil and John Deere oil filters — it's a winning combination to keep your equipment working longer.



# Coolants

## Antifreeze/Coolant

### Cool-Gard™ II high-performance, long-life, heavy-duty formula

- Formulated for up to 6-year/6,000-hour\* life in cooling systems of diesel and gas engines
- Nitrite free
- Supports advanced engine technology
- Protects against corrosion and deposits
- Extends water-pump life and prevents liner cavitation



### Cool-Gard II PG

- Less toxic to animals and wildlife than conventional ethylene glycol-based coolants

Part No.	Description	Size
<b>Cool-Gard II:</b>		
TY26573	Concentrate	1 U.S. gal. (3.78 L)
TY26574	Concentrate	55 U.S. gal. (208 L)
TY26575	Pre-mixed	1 U.S. gal. (3.78 L)
TY26576	Pre-mixed	2½ U.S. gal. (9.5 L)
TY26577	Pre-mixed	55 U.S. gal. (208 L)
TY26578	Pre-mixed	330 U.S. gal. (1249 L) tote
<b>Cool-Gard II PG:</b>		
TY26968	Pre-mixed	1 U.S. gal. (3.78 L)
TY26969	Pre-mixed	55 U.S. gal. (208 L)
TY26970	Pre-mixed	330 U.S. gal. (1250 L) tote

\*Rating applies when complete cooling system flush is performed prior to use.



## Cool-Gard II Test Strips

Be confident your cooling system isn't contaminated or diluted. Use Cool-Gard II test strips to test your coolant every year. Cool-Gard II test strips test the freeze point, pH, and cavitation/corrosion-inhibitor levels. They also tell you if your cooling system needs the extra protection of Cool-Gard II Extender.

## Cool-Gard II Extender

Cool-Gard II Extender replenishes the level of protective additives in Cool-Gard II systems due to over-dilution from water or alternate fluids. Using Cool-Gard II test strips, and Cool-Gard II Extender if needed, will protect your equipment for the long haul.

Part No.	Description
TY26605*	Cool-Gard II Test Strips
TY26603	Cool-Gard II Extender

\*The color dye masks the color change on the corrosion inhibitor pad. Test strips should not be used to test Cool-Gard II PG.



## Coolant Test Kit

Protecting engines from liner cavitation and rust is as important as checking their oil condition. The Coolant Test Kit will provide details to indicate if the fluid is protecting the engine.

Part No.	Description
TY26873	Coolant Test Kit
TY26348	Pump
AT321211	Sampling Valves



# Diesel Exhaust Fluid (DEF)

John Deere DEF ensures you can be confident you are getting a high-quality product that will provide unsurpassed performance while protecting your equipment investment. Simplify your operation by integrating John Deere DEF into your fluid-maintenance routine.

- Compatible with all engines using selective catalytic reduction (SCR) aftertreatment technology
- Nontoxic, nonhazardous, and nonflammable
- Dispense nozzle included with each jug
- Drums outfitted with 2-in. bung opening for direct-pump or closed-system dispensing valve and drop-tube installation
- Totes include integrated closed-system dispensing valve and drop tube
- Forklift tubes beneath tote cage for ease in handling
- ISO 22241 compliant for DEF-handling procedures
- American Petroleum Institute (API) certified



## Typical Usage Rates\*

John Deere Engine	Rate
4.5 L	0.05 gal./hr. (0.2 L/hr.)
6.8 L	0.1 gal./hr. (0.4 L/hr.)
9.0 L	0.2 gal./hr. (0.8 L/hr.)
13.5 L	0.3 gal./hr. (1.1 L/hr.)

\*DEF usage rates shown are based on an average for typical engine duty cycles. DEF consumption is primarily a function of engine speed and load. Actual results may vary.

## Container Sizes

Part No.	Size
SWDEF025PK (case)	2½ U.S. gal. (9.46 L)
SWDEF025 (pallet)	2½ U.S. gal. (9.46 L)
SWDEF055	55 U.S. gal. (208 L)
SWDEF330	330 U.S. gal. (1249 L)
SWDEFB600	Bulk (600 U.S. gal.)
SWDEFB3000	Bulk (3,000 U.S. gal.)

## Equipment



### Dispensing Pumps

- DEF pump with 20-ft. (6.1 m) hose
- Poly, manual or stainless steel, auto-shutoff nozzle
- Closed-system dispense coupler
- Hookup ready
- Valve and dip tube ordered separately

Part No.	Description
SW12VDEFP	12V Pump, Poly
SW110VDEFP	110V Pump, Poly
SW12VDEFSS	12V Pump, SS
SW110VDEFSS	110V Pump, SS



### Portable Dispensing Unit

- Durable polyethylene molded tank with protective hard cover
- Removable 12-volt, self-priming transfer pump
- 20-ft. (6.1 m) hose
- Poly manual nozzle
- Delivers 7–10 U.S. gpm (26–37 Lpm)

Part No.	Description
SWDEF65P	65 U.S. gal. (246 L) Tank
SWDEF65M	DEF Metal Box with Poly PDU, 65 U.S. gal. (246 L)
SWDEF65MH	Heated DEF Metal Box with Poly PDU, 65 U.S. gal. (246 L)

Additional equipment options available.

## HANDLING & STORAGE

- Store out of extreme temperatures
- Freeze point: –11°C (12°F)
- Keep out of direct sunlight – Solar heating may raise the temperature of the fluid, which could cause the urea to break down, making it less effective
- Store in sealed containers – Make sure the tamper-proof seal stays intact on totes and drums
- Purchase DEF in quantities that will be consumed within 12 months

# John Deere Fuel Additives



## Diesel Fuel Conditioner

Cleans and maintains fuel system for optimal power and performance. Prevents injector sticking and includes a lubricity improver to help combat poor fuel quality and increased cetane number, for faster, smoother fuel-efficient starting.

## Cold Weather Fuel Conditioner

All the same features as Diesel Fuel Conditioner with the added benefits of:

- Offers lower cold filter plugging point (CFPP) and pour point, which increases engine operability
- Contains a deicer to prevent fuel lines from freezing

## Keep Clean

Specifically formulated for high-pressure diesel fuel systems. Powerful detergent prevents and limits formation of deposits that cause injector sticking, misfire, rough riding, power loss, or hard starting conditions.

## Emergency Thaw

Dissolves gelled diesel fuel and melts ice in the fuel filter caused by freezing conditions, restoring fuel flow to the engine.

## FQS 1.5 Microbicide

Antimicrobial fuel preservation additive recommended for control of bacteria and fungi in fuel system.

# Grease

Specially formulated to meet the lubricating needs of tough off- and on-road conditions.

Choose from these grease types to meet your specific needs:

## Multi-purpose grease types:

### BEST

Multi-Purpose SD Polyurea Grease and Extreme-Duty Synthetic Grease: For high temperatures and extreme pressures. Best used for U-joints, bearings, and other grease points requiring severe-duty grease.

### BETTER

Multi-Purpose HD Lithium Complex: Use for bearings, U-joints, and other grease points requiring heavy-duty grease where a lithium or lithium complex grease is recommended.

Part No.	Description	Size
TY6341	Multi-Purpose SD Polyurea Grease	14-oz. cartridge
TY24421	Multi-Purpose SD Polyurea Grease	35-lb. pail
TY24422	Multi-Purpose SD Polyurea Grease	120-lb. keg
TY24416	Multi-Purpose HD Lithium Complex Grease	14-oz. cartridge
TY24417	Multi-Purpose HD Lithium Complex Grease	35-lb. pail
TY24418	Multi-Purpose HD Lithium Complex Grease	120-lb. keg
TY25744	Multi-Purpose Extreme-Duty Synthetic Grease	14-oz. cartridge

## Special-purpose grease types:

### BEST

Calcium Sulfonate 5% Moly Grease: For high temperature and extreme pressure. Protects against corrosion, and stays in place in wet conditions. For use in pins, bushings, and heavy-duty shock loads or continuous sliding contact. Moly grease is not recommended for bearing applications.

### BETTER

Heavy-Duty 3% Moly Grease: For those special applications including construction, mining, and heavy industrial equipment. For use in pins, bushings, and ball joints, and shock load and continuous sliding contact.

Part No.	Description	Size
TY27373	Special-Purpose Calcium Sulfonate with 5% Moly	15-oz. cartridge
TY27372	Special-Purpose Calcium Sulfonate with 5% Moly	35-lb. pail
TY6333	Special-Purpose HD Moly Grease	14-oz. cartridge
TY22017	Special-Purpose HD Moly Grease	35-lb. pail
TY24502	Special-Purpose HD Moly Grease	120-lb. keg



# Towels and Chemicals

## Shop Towels and Absorbents

### Start out clean. Toss when done.

Maybe you think that old shop rag of yours is doing the trick, but look at it — it's already dirty. Start fresh each time with John Deere shop towels.

Part No.	Description
DRC4223	Shop Towels, 200 Count, Box
DRC4221	Shop Towels, 200 Count, Bucket
DRC4222	Shop Towels, 200 Count, Bucket Refill
DRC4601	Shop Towels, 56 Count, Single Roll
DRC4602	Shop Towels, 56 Count, Three Pack
ABS2860	Absorbent Pads, 100 Count, 15 in. x 19 in.
ABS2861	Absorbent Roll, 28.5 in. x 150 ft., Perforated to 15 in. x 19 in. Sheets
ABS2863	Dual Layer Absorbent Pads, 100 Count, 15 in. x 19 in.



## Cleaners, Chemicals, and Lubricants

John Deere has the product you need, the quality and reliability you demand, and the prices you'll like!

Part No.	Description
RE556468	Starting Fluid
TY25684	CLASSIC Glass Cleaner
TY26101*	Brake & Parts Cleaner
TY26350	Chain and Cable Lubricant, Aerosol
TY26352	All-Purpose Cleaner
TY26353	Penetrating Oil
TY26355*	Carburetor and Choke Cleaner
TY26357	Engine Cleaner
TY26632	Electronic Contact Cleaner
<b>John Deere Hand Cleaner:</b>	
TY26066	General Purpose Hand Cleaner with Pumice, 16 oz.
TY26067	General Purpose Hand Cleaner with Pumice, 1 gal.

\*Part number not available in all areas. See dealer for options.



# Paint

Protect your most valuable assets with John Deere paint.



Only from your John Deere dealer.

Your construction and forestry equipment represents a large investment. And you want it to last for years to come. So protect your most valuable assets today with the best paint in the business. John Deere paint.

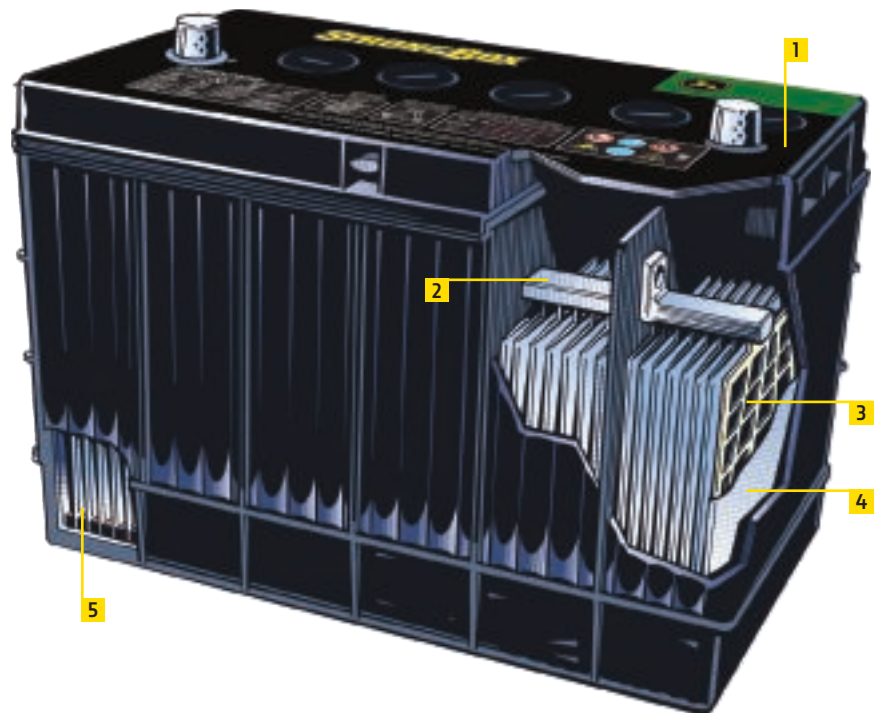
Only genuine John Deere paint delivers the long-lasting, all-weather finish that shields your heavy-duty machinery from damaging UV rays, rust, and corrosion. Or any other harsh conditions Mother Nature may throw at you.

Pick up a can now at your local John Deere dealer. Better yet... make it two cans!

# Batteries

## StrongBox™ Batteries Built tough for your heavy-duty equipment.

- 1 Activated at the factory**, ensuring consistency and longer life.
- 2 Through-the-wall welded intercell connectors** provide increased power for quick starts in extreme cold.
- 3 Super radial grid design with inboard lug** provides higher cranking amps, faster charges, and a more efficient design for lowering electrical resistance.
- 4 Microporous plastic envelope separators** eliminate electrical shorts and keep positive material from touching the negative plate.
- 5 Epoxy-anchored plates** are four times stronger than traditional plates — to reduce vibration damage — a leading cause of failure in commercial batteries.



*Features shown are applicable to heavy-duty, commercial StrongBox™ batteries and StrongBox special-application tractor batteries, and are not necessarily applicable to all types of StrongBox batteries.*

### Performance Truck/SUV Batteries

The John Deere Performance Truck/SUV batteries are available in a variety of sizes and will fit most automotive models. See your local dealer to find the battery that fits your vehicle needs!

Part No.	BCI	Volts	CCA	CA	RC
<b>Chrysler/Dodge</b>					
SW65-72	65	12	850	1000	160
SWL4-94RX	L4/94R	12	790	950	140
<b>Ford</b>					
SW59C	59	12	590	710	100
SW65-72	65	12	850	1000	160
<b>GM/GMC</b>					
SW48X	48	12	760	910	120
SW78-72	78	12	770	950	120
<b>Toyota/Nissan</b>					
SW24F-84N	24F	12	700	835	120
SW27F-60	27F	12	700	850	120

Note: All batteries listed are priced with exchange of old battery core. An additional core charge will be added to the price if an old battery core is not provided at the time of purchase.





# Jump Starters and Accessories



## StrongBox™ Batteries

Our premium StrongBox battery line fits all makes of heavy-duty equipment used on construction sites. You can't beat StrongBox for quality and value!

Part No.	BCI	CCA
TY25879A	31	925
TY23020A	4D	1400
TY21741A	30H	685
TY26782A	D4	1200
TY21764A	24	550
TY24381A	4DLT	1000



## Performance Batteries

Our Performance battery line is a reliable and economical alternative to the premium StrongBox line. Performance batteries are available for a variety of construction equipment applications.

Part No.	BCI	CCA
SWHP-31E	31	925
SWCOM-4D-P	4D	1000
SWCOM-30H	30H	700
SWF-4DLT	4DLT	820

## PROBOOSTER Jump Starter 12/24V-1050/850 CA

This commercial-grade boost charger is capable of charging 12- or 24-volt batteries and is ideal for construction and forestry applications. In addition to high-cranking amps, this product also provides extra-long 6.8-ft. double-insulation cables, heavy-duty clamps, built-in voltmeter, reverse-polarity alarm for protection, auxiliary connector for other specific cables, and wheels for ease of transport.



## Booster Cables

John Deere offers 2-gauge and 4-gauge Booster Cables in a variety of service options: Extra Heavy-Duty Professional, Commercial, Heavy-Duty Professional, and Heavy-Duty Commercial.



## Battery Cleaner and Terminal Corrosion Preventer

Help your battery reduce voltage leakage and surface acid with John Deere Battery Cleaner, and avoid corrosion deposits with Terminal Corrosion Preventer.



Part No.	Description
<b>Chargers/Starters</b>	
SWDSR104	PROBOOSTER Jump Starter 12/24V 1050/850 CA
SWDSR128	PROSERIES Jump Starter 12V 650CA Lithium Ion
<b>Battery Cleaner and Terminal Corrosion Preventer</b>	
TY25767	Battery Cleaner (15 oz.)
TY25766	Terminal Corrosion Preventer (10 oz.)
<b>Booster Cables</b>	
<b>2-gauge and 4-gauge 100% Copper Conduits</b>	
TY26217	Booster Cable, Extra Heavy-Duty, 20-ft., 2-ga.
TY26215	Booster Cable, Commercial Service, 16-ft., 4-ga.
TY26216	Booster Cable, Commercial Service, 20-ft., 4-ga.
<b>2-gauge and 4-gauge Copper Clad</b>	
TY27301	Booster Cable, Heavy-Duty Professional, 20-ft., 2-ga. w/ Bag
TY27302	Booster Cable, Heavy-Duty Commercial, 20-ft., 4-ga. w/ Bag

# Commercial Job and Workshop Products

From air compressors, pressure washers, and portable generators, to the products shown here, your local dealer has the commercial job and workshop products you need to get the job done.

## 56-in. Tool Hutch and Cabinet

Heavy-duty, powder-coated steel construction makes the John Deere tool hutch and cabinet one of the most popular tool storage units on the market today. Raise and release drawer fronts keep drawers closed and secure when moving.



Part No.	Description
CC-5624H-Y	56-in. Top Hutch with Shelf
CC-5624CB-Y	56-in. Cabinet with 10 Drawers; 1,950-lb. Load Capacity with 1¼-in. Black-Diamond-Tread Work-Surface 24-in. Depth



## 36-in. Road Box

The 36-in., 5-drawer John Deere road box is available in a black powder-coat finish and is the perfect solution for keeping your tools organized when you are on the move. Its secured keyed locking system with over-molded keys and the reinforced drop-front security panel with gasket closure protect your tools from weather and theft. The 16-gauge cradle provides extra reinforcement for day-to-day usage on and off the worksite.

Part No.	Description
AC-3615RB-B	36-in. Road Box with 5 Drawers; Black



## 36-in. Triangle Truckboxes

The unique design of the triangle truckboxes keeps your tools, whether metric or SAE, in place and organized when the lid is secured and you are transporting them in the back of your pickup or John Deere Gator™. These distinctive toolboxes allow you to see your entire tool inventory at a glance. Available in three sizes, either with a durable black or construction yellow powder-coat finish.

Part No.	Description
CC-3617TB-Y	36-in. Triangle Toolbox; Yellow Powder-Coat Texture Finish
AC-3617TB-B	36-in. Triangle Toolbox; Black Powder-Coat Texture Finish

# Diesel powered products.

## Diesel Air Compressor

The 30-gal. tank of this Diesel Air Compressor gives you the convenience and capability to run large air tools in the most remote locations.

- Two-stage air compressor
- 9.1-hp Kohler engine
- 29.0 CFM @ 175 PSI
- Powder-coated ASME-coded 30-gal. receiver tank
- Electric start standard, battery and cables not included

Part No.	Description
CC2-30KDS	9.1-hp Kohler Diesel Engine, 29.0 CFM @ 175 PSI



## Diesel Compressorator™

The 30-gal. tank of this Diesel Compressorator gives you the convenience and capability to run air and electrical power tools in the most remote locations. Save space, save money with this combination unit.

- Two-stage air compressor
- 3,500-watt generator
- 9.1-hp Kohler engine
- 15.7 CFM @ 175 PSI
- Powder-coated ASME-coded 30-gal. receiver tank
- Electric start standard, battery and cables not included
- Stationary truck mount kit, used when installing stationary unit to the truck bed

Part No.	Description
CC2-CG35KD	9.1-hp Kohler Diesel Engine, 15.7 CFM @ 175 PSI, 3,500 watts

## Diesel Generator

Built with high-quality generator components and powered by a Kohler engine, this diesel portable generator costs less to operate than other generators.

- 6,000 max. watts
- 9.1-hp Kohler engine
- 2.6 U.S. gal. fuel tank
- 6.8-hour run-time @ full load
- Electric start standard, battery included
- Optional wheel kit available — AW-5740-0020

Part No.	Description
CC-G6000KD	9.1-hp Kohler Diesel Engine, 6,000 watts



# CUSTOMER PORTAL

Now Here For You 24/7



JOHN DEERE

## ANYWHERE. ANY TIME.

Simplify your day whether you're at home, in the office, or on the jobsite.



### Order Parts

Search for parts, view availabilities and pricing, and place orders.



### Request Service

Make service requests on your own time — 24 hours a day, 7 days a week.



### Manage Invoices

View your account balance, search for and print invoices, and pay invoices online.



### Browse Equipment

Browse used equipment for sale and request modifications to your current equipment.

Contact your John Deere dealer for more information regarding the new Customer Portal.