




REPLACEMENT PARTS GUIDE


E380 Excavator (PIN: 1YNE38B___C00001—) (PIN: 1YNE38B___D000001—)





- 


AIR FILTER DUST UNLOADER VALVE
[T158495](#)
 Interval (hrs) - 1000.
- 

ENGINE VALVE COVER GASKET
[R527884](#)
 Interval (hrs) - 2000.
- 

ENGINE FAN / ACCESSORY DRIVE BELT
[R500090](#)
 Interval (hrs) - 2000.
- 


CAB FRESH AIR FILTER
[AT439042](#)
 Interval (hrs) - 1000.
- 


CAB RECIRCULATING AIR FILTER
[WY19796](#)
 Interval (hrs) - 1000.
- 


HYDRAULIC OIL RETURN FILTER
[AT491641](#)
 Interval (hrs) - 2000.
- 


PRIMARY AND FINAL FUEL FILTERS
[RE525523](#)
 Interval (hrs) - 500.





- 

HYDRAULIC TANK BREATHER FILTER ELEMENT
[WY21319](#)
 Interval (hrs) - 2000.
- 

PRIMARY AIR FILTER ELEMENT
[AT308575](#)
 Interval (hrs) - 1000.
- 

SECONDARY AIR FILTER ELEMENT
[TT220747](#)
 Interval (hrs) - 1000.
- 

ENGINE OIL FILTER
[DZ101884](#)
 Interval (hrs) - 500.
- 

AUXILIARY FUEL FILTER
[AT365870](#)
 Interval (hrs) - 500.
- 

ENGINE CRANKSHAFT DAMPER
[RE57604](#)
 Interval (hrs) - 4000.

OILS AND CAPACITIES INFORMATION

E380 Excavator (PIN: 1YNE38B___C000001—) (PIN: 1YNE38B___D000001—)

Part Description	Qty or Capacity	Change Interval In Hours
Engine Oil ^a	30.0 L (7.9 gal)	500
Swing Gear Case Oil ^e	14.0 L (3.7 gal)	1000
Track Drive Gear Case Oil ^e (each)	6.3 L (1.6 gal)	1000
Hydraulic Oil ^c	466.0 L (123.1 gal)	4000
Engine Coolant ^c	33.0 L (8.7 gal)	6000
Fluid Analysis Test Kits ^f		
Engine Oil	1	250
Swing Gear Case Oil	1	500
Track Drive Gear Case Oil	2	500
Hydraulic Oil	1	500
Engine Coolant	1	500
Diesel Fuel	1	500

^aFor recommended service intervals, if the machine is operating at high altitude, see Diesel Engine Oil and Filter Service Interval for Operation at High Altitude—Stage III Engines.

^bReplace engine air filters at monitor indication or 1000 hours, whichever occurs first.

^cFor recommended change intervals, if using hydraulic hammer on machine, see Hydraulic Hammer Attachment.

^dAfter engine valve clearance adjustment, install new gasket.

^eSee operator's manual for recommended oil type and oil viscosities based on operating temperatures.

^fBased on fluid analysis results, intervals may need to be adjusted for operating conditions. See an authorized John Deere dealer.

Plus-50 is a trademark of Deere & Company

Hydrau-Gard is a trademark of Deere & Company

Cool-Gard is a trademark of Deere & Company

Service Intervals

As Required	
• Check and adjust track tension	• Check or clean track frames
• Inspect or replace bucket joint O-rings	• Inspect or replace cab fresh air filter and recirculating air filter
• Drain auxiliary fuel filter with water separator	• Drain primary fuel filter with water separator
• Drain final fuel filter with water separator	• Lubricate cab door hinges
Every 10 Hours or Daily	
• Check engine oil level	• Check hydraulic tank oil level
• Check engine coolant level	• Check or clean engine air filter dust unloader valve
• Lubricate bucket and linkage	
Every 50 Hours	
• Lubricate boom, arm, and cylinders	• Lubricate boom cylinder base ends
Initial Service—100 Hours	
• Check and adjust track shoe cap screws torque	
Every 250 Hours	
• Take engine oil sample	• Lubricate swing bearing
Every 500 Hours	
• Drain and refill engine oil and replace engine oil filter ^a	• Replace auxiliary fuel filter
• Replace primary fuel filter	• Replace final fuel filter
• Drain water or sediment from the fuel tank sump	• Check swing gear case oil level
• Check swing gear pinion grease level	• Check track drive gear case oil level
• Take fluid samples and analyze hydraulic oil, fuel, gear case oil, and engine coolant	
Every 1000 Hours	
• Drain and refill swing gear case oil	• Drain and refill track drive gear case oil
• Replace cab fresh air and recirculating air filters	• Replace engine air filters and dust unloader valve
• Lubricate swing gear case bearing	
Every 2000 Hours	
• Replace hydraulic tank breather filter	• Replace hydraulic oil return filter
• Inspect and clean hydraulic pilot mesh filter	• Clean case drain screen fittings
• Inspect or replace engine fan/accessory drive belt	• Adjust engine valve clearance
Every 4000 Hours	
• Drain and refill hydraulic oil ^c	• Clean hydraulic tank suction strainer
• Clean hydraulic tank magnetic plug	• Replace engine crankshaft damper
Every 6000 Hours	
• Drain and refill engine coolant	