










REPLACEMENT PARTS GUIDE










620G and 620GP Motor Grader (PIN: 1DW620G__C685731—)

620G and 620GP Motor Grader (PIN: 1DW620G__D685731—)



	<p>Secondary Air Filter Element AT178517 Interval (hrs) - As Required.</p>
	<p>Primary Air Filter Element AT178516 Interval (hrs) - As Required.</p>
	<p>Auxiliary Fuel Filter Element (If Equipped) AT365869 Interval (hrs) - 500.</p>
	<p>HYDRAULIC TANK BREATHER FILTER AT101565 Interval (hrs) - 2000.</p>
	<p>HYDRAULIC OIL FILTER AT367840 Interval (hrs) - 1000.</p>
	<p>FUEL TANK BREATHER H216169 Interval (hrs) - 1000.</p>
	<p>AXLE OIL FILTER AT335492 Interval (hrs) - 2000.</p>
	<p>TRANSMISSION OIL FILTER AT335492 Interval (hrs) - 2000.</p>



	<p>ENGINE ROCKER ARM COVER GASKET R524497 Interval (hrs) - 2000.</p>
	<p>CAB RECIRCULATION AIR FILTER AT307501 Interval (hrs) - As Required.</p>
	<p>CAB FRESH AIR FILTER AT191102 Interval (hrs) - As Required.</p>
	<p>PRIMARY FUEL FILTER ELEMENT RE541922 Interval (hrs) - 500.</p>
	<p>FINAL FUEL FILTER ELEMENT RE522878 Interval (hrs) - 500.</p>
	<p>CRANKSHAFT DAMPER RE508578 Interval (hrs) - 4500.</p>
	<p>REAR AXLE BREATHER FILTER AT101565 Interval (hrs) - 2000.</p>
	<p>ENGINE OIL FILTER RE504836 Interval (hrs) - 500.</p>
	<p>6WD HYDRAULIC OIL FILTER (IF EQUIPPED) AT367840 Interval (hrs) - 2000.</p>

REPLACEMENT PARTS GUIDE

620G and 620GP Motor Grader (PIN: 1DW620G__ _C685731—)
620G and 620GP Motor Grader (PIN: 1DW620G__ _D685731—)



Part Description	Qty or capacity	Change Interval In Hours
John Deere Plus-50™ II Engine Oil	26.0 L (6.9 gal)	500
John Deere Hydrau™ Hydraulic System Oil	53.0 L (14.0 gal)	4000
John Deere Hy-Gard™ 6WD Hub Oil (if equipped) (each)	7.2 L (1.9 gal)	1000
John Deere Hy-Gard™ Transmission, Axle and Tandem Oil	66.4 L (17.5 gal)	2000
John Deere Hy-Gard™ Circle Gear Case Oil (standard circle)	5.7 L (1.5 gal)	2000
John Deere Hy-Gard™ Circle Gear Case Oil (premium circle)	6.4 L (1.7 gal)	4000
John Deere Cool-Gard™ II Pre-Mix	44.0 L (11.6 gal)	6000

REPLACEMENT PARTS GUIDE

620G and 620GP Motor Grader (PIN: 1DW620G__ _C685731—)

620G and 620GP Motor Grader (PIN: 1DW620G__ _D685731—)



Fluid Analysis Kits			
Diesel Engine Oil		1	250
Transmission Oil		1	500
Axle Oil		1	500
Tandem Oil		2	500
Hydraulic Oil		1	500
6WD Hub Oil (if equipped)		2	500
Diesel Fuel		1	500
Engine Coolant		1	500

¹Perform initial service once after the first 500 hours of operation.
²See operator's manual for recommended oil type and oil viscosities based on operating temperatures.
³Based on fluid analysis results, intervals may need to be adjusted for operating conditions. Consult a Local John Deere dealer.

Plus-50 is a trademark of Deere & Company
Hydrau is a trademark of Deere & Company
Hy-Gard is a trademark of Deere & Company
Cool-Gard is a trademark of Deere & Company

Service Intervals

620G and 620GP Motor Grader (PIN: 1DW620G__C685731—)	622G and 622GP Motor Grader (PIN: 1DW622G__C685731—)
620G and 620GP Motor Grader (PIN: 1DW620G__D685731—)	622G and 622GP Motor Grader (PIN: 1DW622G__D685731—)
622G and 622GP Motor Grader (PIN: 1JZ622G__C003007—)	

As Required	
<input type="checkbox"/> Clean cooler cores	<input type="checkbox"/> Inspect accessory belt and belt tensioner spring
<input type="checkbox"/> Clean and tighten battery terminals	<input type="checkbox"/> Replace engine air intake filter elements
<input type="checkbox"/> Clean battery compartment	<input type="checkbox"/> Drain fuel tank sump
<input type="checkbox"/> Replace cab fresh air and cab recirculation filters	<input type="checkbox"/> Drain primary fuel filter and water separator
<input type="checkbox"/> Lubricate circle pinion (standard circle)	<input type="checkbox"/> Drain auxiliary fuel filter and water separator (if equipped)
<input type="checkbox"/> Check tire pressure	<input type="checkbox"/> Clean camera lens (if equipped)
<input type="checkbox"/> Check blade circle and draft frame wear inserts (standard circle)	<input type="checkbox"/> Transmission control unit (TCU) calibration
<input type="checkbox"/> Check blade lift cylinder sockets	<input type="checkbox"/> 6WD controller calibration (if equipped)
<input type="checkbox"/> Lubricate saddle locking pin holes	<input type="checkbox"/> Cross slope sensors calibration (if equipped)
<input type="checkbox"/> Blade side shift wear insert adjustment	<input type="checkbox"/> Hydraulic valves calibration (if equipped)
Every 10 Hours or Daily	
<input type="checkbox"/> Check hydraulic tank oil level	<input type="checkbox"/> Check engine oil level
<input type="checkbox"/> Check transmission oil level	<input type="checkbox"/> Check engine coolant surge tank level
Every 50 Hours	
<input type="checkbox"/> Lubricate frame hinge pivots	<input type="checkbox"/> Lubricate front axle lean bar pivot
<input type="checkbox"/> Lubricate lift cylinders	<input type="checkbox"/> Lubricate front axle steering pin
<input type="checkbox"/> Lubricate draft frame ball	<input type="checkbox"/> Lubricate tie rod ends
<input type="checkbox"/> Lubricate front mounted scarifier or dozer blade (if equipped)	<input type="checkbox"/> Lubricate steering cylinders
<input type="checkbox"/> Lubricate Balderson™ style front lift group (if equipped)	<input type="checkbox"/> Lubricate midmount scarifier (if equipped)
<input type="checkbox"/> Lubricate front axle oscillation pin	<input type="checkbox"/> Lubricate circle side shift cylinder
<input type="checkbox"/> Lubricate front axle lean pivot casting pins	<input type="checkbox"/> Lubricate saddle locking pin
Every 250 Hours	
<input type="checkbox"/> Check hybrid battery electrolyte level (if equipped)	<input type="checkbox"/> Take engine oil sample
Initial Service—500 Hours ¹	
<input type="checkbox"/> Replace axle oil filter	<input type="checkbox"/> Replace transmission oil filter
Every 500 Hours	
<input type="checkbox"/> Check tandem oil level	<input type="checkbox"/> Replace primary fuel filter and water separator
<input type="checkbox"/> Check axle oil level	<input type="checkbox"/> Replace auxiliary fuel filter and water separator (if equipped)
<input type="checkbox"/> Drain and refill engine oil and replace filter	<input type="checkbox"/> Take hydraulic oil sample
<input type="checkbox"/> Drain and refill engine oil (quick service) (if equipped)	<input type="checkbox"/> Take transmission oil sample
<input type="checkbox"/> Lubricate tandem pivots	<input type="checkbox"/> Take axle oil sample
<input type="checkbox"/> Check circle gear case oil level (standard circle)	<input type="checkbox"/> Take tandem oil sample
<input type="checkbox"/> Check brake accumulator	<input type="checkbox"/> Take 6WD hub oil sample (if equipped)
<input type="checkbox"/> Replace final fuel filter	<input type="checkbox"/> Take engine coolant sample
<input type="checkbox"/> Check 6WD hub oil level (if equipped)	<input type="checkbox"/> Take diesel fuel sample
<input type="checkbox"/> Lubricate circle ring gear (premium circle)	

Every 1000 Hours	
<input type="checkbox"/> Drain and refill 6WD hub oil (if equipped)	<input type="checkbox"/> Check coolant condition
<input type="checkbox"/> Adjust front wheel bearings (standard axle only)	<input type="checkbox"/> Replace fuel tank breather
<input type="checkbox"/> Check engine air intake hoses	
Every 2000 Hours	
<input type="checkbox"/> Drain and refill axle oil	<input type="checkbox"/> Replace axle oil filter
<input type="checkbox"/> Drain and refill circle gear case oil (standard circle)	<input type="checkbox"/> Replace hydraulic oil filter
<input type="checkbox"/> Clean engine crankcase ventilation tube	<input type="checkbox"/> Replace transmission oil filter
<input type="checkbox"/> Drain and refill transmission oil	<input type="checkbox"/> Replace 6WD hydraulic oil filter (if equipped)
<input type="checkbox"/> Drain and refill transmission oil (quick service) (if equipped)	<input type="checkbox"/> Check and adjust engine valve lash
<input type="checkbox"/> Replace rear axle breather filter and hydraulic tank breather filter	
Every 4000 Hours	
<input type="checkbox"/> Drain and refill hydraulic tank oil	<input type="checkbox"/> Drain and refill tandem oil
<input type="checkbox"/> Drain and refill hydraulic tank oil (quick service) (if equipped)	<input type="checkbox"/> Clean transmission pump inlet screen
<input type="checkbox"/> Drain and refill circle gear case oil (premium circle)	
Every 4500 Hours	
<input type="checkbox"/> Replace engine crankshaft damper	
Every 6000 Hours	
<input type="checkbox"/> Drain and refill cooling system	<input type="checkbox"/> Drain and refill cooling system (quick service) (if equipped)
¹ Perform initial service once after the first 500 hours of operation.	