

REPLACEMENT PARTS GUIDE

Z960M ZTrak™ M Series Mower

ENGINE

SPARK PLUG
[M802138](#)
 Change Every 1000 Hrs.

ENGINE OIL FILTER
[AM107423](#)
 Change Every 100/200/300 Hrs.

ENGINE OIL - TURF GARD™ 10W30
[TY22029](#)
 Change Every 50/100/200 Hrs.

HEADLIGHT
[TCB11281](#)
 Change Every 300/600 Hrs.

FUEL FILTER-IN-LINE
[AM116304](#) - USE WITH MIA12257
[UC21217](#) - USE WITH AUC13996
 Change Every 300/600 Hrs.

AIR FILTER
[M131802](#) - PRIMARY
 Change Every 300 Hrs.
[M131803](#) - SECONDARY
 Change Every 500 Hrs.

FILTER KIT
[MIA881446](#)
 First 300 hrs, every 500 hrs.

JOHN DEERE MULTI-PURPOSE HD LITHIUM COMPLEX GREASE
[TY24416](#)
 Change Interval: As needed.

GREASE GUN
[TY26518](#)



FUEL AND AIR

FUEL TANK FILLER CAP
[TCA23672](#) - (S/N - 060000)
[AUC11638](#) - (S/N 060001 -)

MUFFLER
[TCA26233](#)

ELECTRICAL

ROTARY SWITCH
[AUC15805](#) - IGNITION

BRAKE SWITCH
[TCA15398](#)

KEY
[TCA24616](#) - (S/N - 060000)
[AUC12681](#) - (S/N 060001 -)

BATTERY - (12V)
[TY25221B](#) - FOR CANADA AND USA
[MCYP340PF](#) - NOTFOR CANADA AND USA

SEAT ASSEMBLY
[AUC12675](#)
[AUC13586](#)

TRACTION DRIVE BELT
[TCU34299](#)
 LGTH = 1803.9 MM, TK = 14 MM,
 WIDTH = 16 MM

CASTER WHEEL
[AUC15201](#) - 12*8.5, 60 INCH
[AUC13555](#) - 12*8.5, 72 INCH
TIRE
[UC23986](#) - 24*2.0-12, 4PLY
[TCU13631](#) - 24*12-12, 4 PLY

PTO CLUTCH
[AUC18216](#)

REPLACEMENT PARTS GUIDE

Z960M ZTrak™ M Series Mower With 60" Deck

MOWER DECK

MOWER BLADE

[TCU15881](#) - HIGH LIFT
[UC15158](#) - HIGH LIFT SELF SHARPENING
[M128485](#) - STANDARD LIFT
[M133381](#) - LOW LIFT

SPINDLE KIT

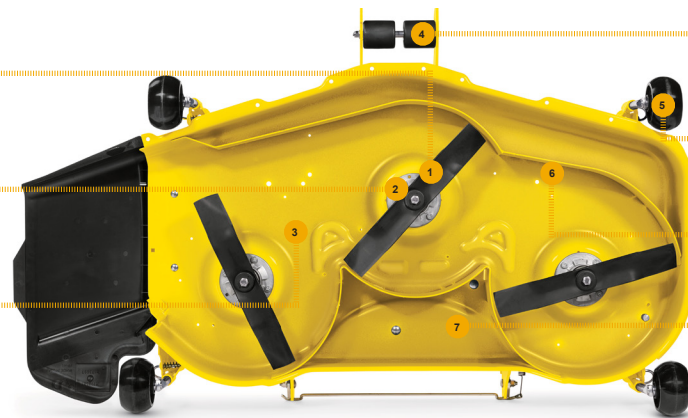
[TCA24880](#) - (S/N - 090000)
[AUC12478](#) - (S/N - 090001 -)

IDLER

[AUC11584](#) - (OD = 201 MM)
[TCA20602](#) - (OD = 148 MM)
[TCA22651](#) - (OD = 196.85 MM)

MOWER DECK LEVELLING

[AM130907](#)



MOWER DECK

ROLLER
[TCU34060](#)

GAGE WHEEL
[TCU18744](#)

EXTENSION SPRING
[TCA22763](#)

FLAT MOWER BELT
[TCU35604](#)
 (LGTH = 4635 MM, WIDTH = 14 MM,
 TK = 18MM)

REPLACEMENT PARTS GUIDE

Z960M ZTrak™ M Series Mower With 60" Mulch On Demand™ Deck

MOWER DECK

MOWER BLADE

[TCU15881](#) - HIGH LIFT
[UC15158](#) - HIGH LIFT SELF SHARPENING
[M128485](#) - STANDARD LIFT
[M133381](#) - LOW LIFT

SPINDLE KIT

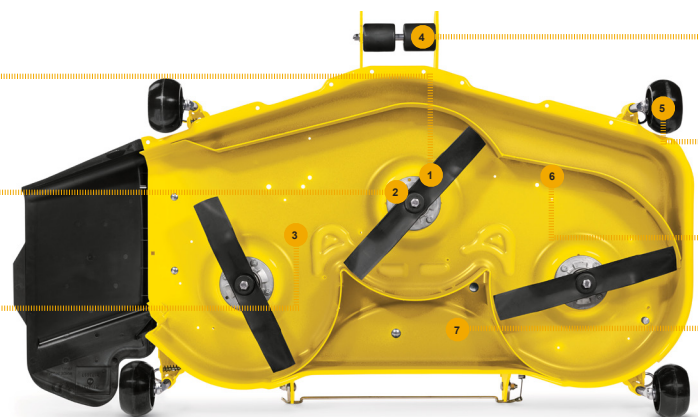
[TCA24880](#) - (S/N -090000)
[AUC12478](#) - (S/N -090001 -)

IDLER

[AUC11584](#) - (OD = 201 MM)
[TCA20602](#) - (OD = 148 MM)
[TCA22651](#) - (OD = 196.85 MM)

MOWER DECK LEVELLING

[AM130907](#)



MOWER DECK

ROLLER
[TCU34060](#)

GAGE WHEEL
[UC28193](#)

EXTENSION SPRING
[TCA22763](#)

FLAT MOWER BELT
[TCU35604](#)
 (LGTH = 4635 MM, WIDTH = 14 MM,
 TK = 18MM)

REPLACEMENT PARTS GUIDE

Z960M ZTrak™ M Series Mower With 60" Rear Discharge Deck

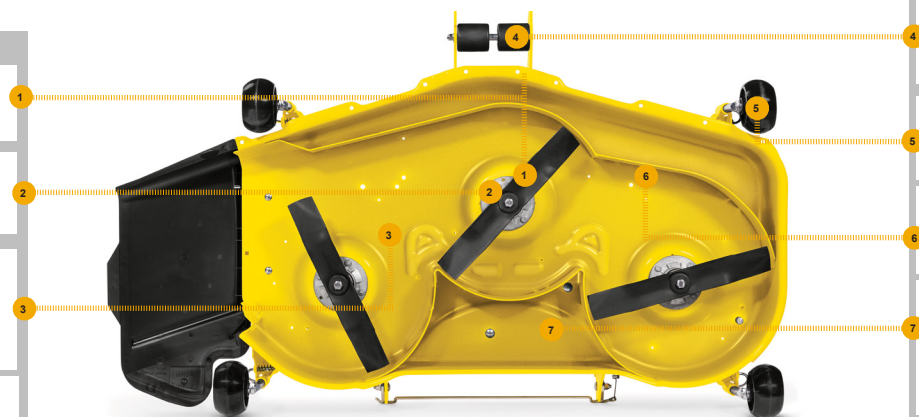
MOWER DECK

MOWER BLADE
[M128485](#) 🛒 - STANDARD LIFT

SPINDLE KIT
[AUC12478](#) 🛒

IDLER
[AUC11584](#) 🛒 - (OD = 201 MM)
[TCA20602](#) 🛒 - (OD = 148 MM)
[TCA22651](#) 🛒 - (OD = 196.85 MM)

MOWER DECK LEVELLING
[AM130907](#) 🛒



MOWER DECK

ROLLER
[TCU34060](#) 🛒

GAGE WHEEL
[UC28193](#) 🛒

EXTENSION SPRING
[TCA22763](#) 🛒

FLAT MOWER BELT
[TCU35604](#) 🛒
 (LGTH = 4635 MM, WIDTH = 14 MM,
 TK = 18MM)

REPLACEMENT PARTS GUIDE

Z960M ZTrak™ M Series Mower With 72" Deck

MOWER DECK

MOWER BLADE
[TCU15882](#) 🛒 - HIGH LIFT
[M141669](#) 🛒 - LOW LIFT

SPINDLE KIT
[AUC12478](#) 🛒

IDLER
[TCA20602](#) 🛒 - (OD = 148 MM)

SHEAVE
[TCU26968](#) 🛒 - (OD = 215.7 MM)

MOWER DECK LEVELLING
[AM130907](#) 🛒



MOWER DECK

ROLLER
[TCU34060](#) 🛒

GAGE WHEEL
[TCU18744](#) 🛒



EXTENSION SPRING
[TCA22763](#) 🛒



FLAT MOWER BELT
[TCU31194](#) 🛒
 (LGTH = 5108.4 MM, WIDTH = 14.00 MM)




REPLACEMENT PARTS GUIDE



Z960M ZTrak™ M Series Mower With 72" Rear Discharge Deck



MOWER DECK

 **MOWER BLADE**
[EPC201693](#) 

 **SPINDLE KIT**
[AUC12478](#) 



 **IDLER**
[AUC11584](#)  - (OD = 201 MM)
[TCA22651](#)  - (OD = 196.85 MM)



 **SHEAVE**
[TCU26968](#)  - (OD = 215.17 MM)



 **MOWER DECK LEVELLING**
[AM130907](#) 





MOWER DECK

 **ROLLER**
[TCU34060](#) 

 **GAGE WHEEL**
[UC28193](#) 

 **EXTENSION SPRING**
[TCA22763](#) 

 **FLAT MOWER BELT**
[UC21914](#) 
 (LGTH = 5010 MM, WIDTH = 14 MM,
 TK = 18MM)