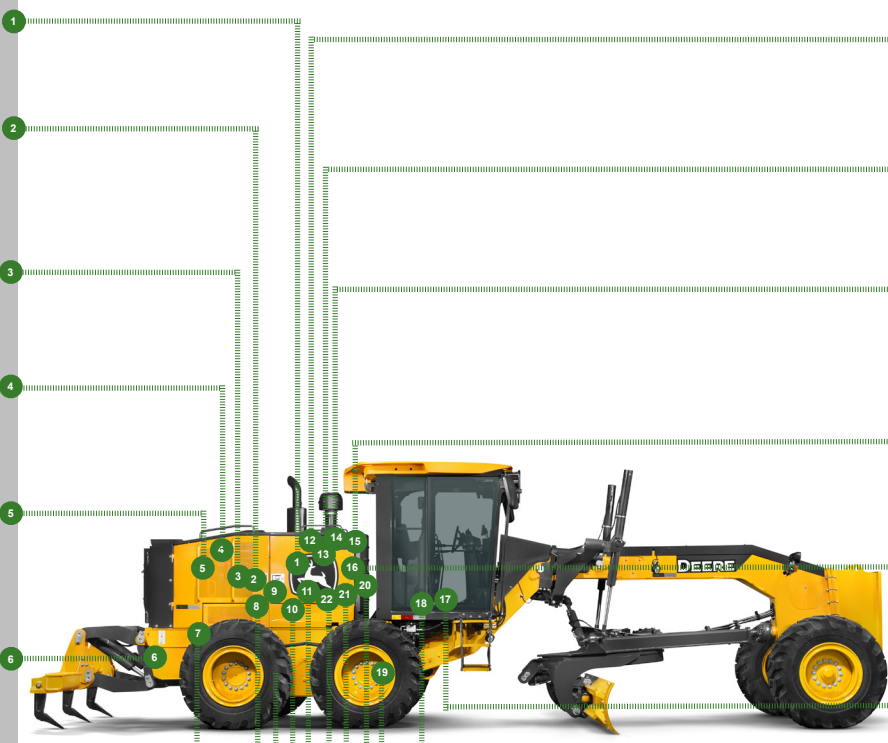




REPLACEMENT PARTS GUIDE

670G and 670GP Motor Grader (PIN: 1DW670G___C656729—678817) ,
(PIN: 1DW670G___D656729—678817)

- FINAL FUEL FILTER ELEMENT**
[DZ112918](#)
Interval (hrs) - 500.
- TRANSMISSION OIL FILTER**
[AT335492](#)
Interval (hrs) - 2000.
- HYDRAULIC OIL FILTER**
[AT367840](#)
Interval (hrs) - 2000.
- HYDRAULIC TANK BREATHER FILTER**
[AT101565](#)
Interval (hrs) - 2000.
- DIESEL EXHAUST FLUID (DEF) TANK BREATHER - [H216169](#)**
Interval (hrs) - 4000.
- DIESEL EXHAUST FLUID (DEF) HEADER SUCTION FILTER AND BAFFLE - [AT502964](#)**
Interval (hrs) - 4000.
- FUEL TANK BREATHER**
[H216169](#)
Interval (hrs) - 1000.
- DIESEL EXHAUST FLUID (DEF) DOSING UNIT FILTER - [DZ114640](#)**
Interval (hrs) - 2000.
- AXLE OIL FILTER**
[AT335492](#)
Interval (hrs) - 2000.
- AUXILIARY FUEL FILTER ELEMENT (IF EQUIPPED) - [AT365869](#)**
Interval (hrs) - 500.
- DIESEL PARTICULATE FILTER (COMPONENT OF EXHAUST FILTER)**
[RE563694](#)
Interval (hrs) - As Required.








- PRIMARY AIR FILTER ELEMENT, STANDARD 13" - [AT175223](#)**
Interval (hrs) - As Required.
- SECONDARY AIR FILTER ELEMENT, STANDARD 13" - [AT175224](#)**
Interval (hrs) - As Required.
- PRIMARY AIR FILTER ELEMENT, HEAVY DUTY 14" - [AT311066](#)**
Interval (hrs) - As Required.
- SECONDARY AIR FILTER ELEMENT, HEAVY-DUTY 14" - [AT311067](#)**
Interval (hrs) - As Required.
- PRIMARY FUEL FILTER ELEMENT**
[RE539465](#)
Interval (hrs) - 500.
- CAB FRESH AIR FILTER**
[AT191102](#)
Interval (hrs) - As Required.
- CAB RECIRCULATION AIR FILTER**
[AT307501](#)
Interval (hrs) - As Required.
- REAR AXLE BREATHER FILTER**
[AT101565](#)
Interval (hrs) - 2000.
- ENGINE OIL FILTER**
[DZ118283](#)
Interval (hrs) - 500.
- FAST FILL FUEL BREATHER FILTER (IF EQUIPPED) - [T225008](#)**
Interval (hrs) - 1000.
- ENGINE ROCKER ARM COVER GASKET**
[R526607](#)
Interval (hrs) - 2000.



PARTS AND CAPACITIES INFORMATION

670G and 670GP Motor Grader (PIN: 1DW670G___C656729—678817) , (PIN: 1DW670G___D656729—678817)

Part Description	Part Number	Qty or capacity	Change Interval In Hours
John Deere Plus-50™ II Engine Oil ² 	TY26674	27.0 L (7.1 gal)	500
John Deere Hydrau™ XR Hydraulic Oil ² 	TY27319	60.5 L (16.0 gal)	4000
John Deere Hy-Gard™6WD Hub Oil ² (if equipped) (each) 	TY6354	7.2 L (2.0 gal)	1000
John Deere Hy-Gard™ Transmission, Axle, Circle Gear Case, and Tandem Oil ² 	TY6354	72.1 L (19.0 gal)	2000
John Deere Cool-Gard™ II Pre-Mix 	TY26575	55.0 L (14.5 gal)	6000
Fluid Analysis Kits ³			
Diesel Engine Oil	AT346594	1	250
Transmission Oil	AT346594	1	500
Axle Oil	AT346594	1	500
Tandem Oil	AT346594	2	500
Hydraulic Oil	AT346594	1	500
6WD Hub Oil (if equipped)	AT346594	2	500
Diesel Fuel	AT180344	1	500
Engine Coolant	TY26873	1	500
<p>²See operator's manual for recommended oil type and oil viscosities based on operating temperatures.</p> <p>³Based on fluid analysis results, intervals may need to be adjusted for operating conditions. consult a local John Deere dealer.</p>			

Plus-50 is a trademark of Deere & Company

Hy-Gard is a trademark of Deere & Company

Hydrau is a trademark of Deere & Company

COOL-GARD is a trademark of Deere & Company

Service Interval

As Required	
<input type="checkbox"/> Service exhaust filter	<input type="checkbox"/> Inspect accessory belt and belt tensioner spring
<input type="checkbox"/> Clean cooler cores	<input type="checkbox"/> Replace engine air intake filter elements
<input type="checkbox"/> Clean and tighten battery terminals	<input type="checkbox"/> Drain fuel tank sump
<input type="checkbox"/> Clean battery compartment	<input type="checkbox"/> Drain primary fuel filter and water separator
<input type="checkbox"/> Clean or replace cab fresh air and cab recirculation filters	<input type="checkbox"/> Drain auxiliary fuel filter and water separator (if equipped)
<input type="checkbox"/> Lubricate circle pinion	<input type="checkbox"/> Check rear camera (if equipped)
<input type="checkbox"/> Check tire pressure	<input type="checkbox"/> Transmission control unit (TCU) calibration
<input type="checkbox"/> Check blade circle and draft frame wear inserts	<input type="checkbox"/> 6WD controller calibration (if equipped)
<input type="checkbox"/> Check blade lift cylinder sockets	<input type="checkbox"/> Cross slope sensors calibration (if equipped)
<input type="checkbox"/> Lubricate saddle locking pin holes	<input type="checkbox"/> Hydraulic valves calibration (if equipped)
<input type="checkbox"/> Blade sideshift wear insert adjustment	<input type="checkbox"/> Replace starting fluid cylinder (if equipped)
Every 10 Hours or Daily	
<input type="checkbox"/> Check hydraulic tank oil level	<input type="checkbox"/> Check engine oil level
<input type="checkbox"/> Check transmission oil level	<input type="checkbox"/> Check engine coolant surge tank level
Every 50 Hours	
<input type="checkbox"/> Lubricate frame hinge pivots	<input type="checkbox"/> Lubricate front axle lean bar pivot
<input type="checkbox"/> Lubricate lift cylinders	<input type="checkbox"/> Lubricate front axle steering pin
<input type="checkbox"/> Lubricate draft frame ball	<input type="checkbox"/> Lubricate tie rod ends
<input type="checkbox"/> Lubricate front mounted scarifier or dozer blade (if equipped)	<input type="checkbox"/> Lubricate steering cylinders
<input type="checkbox"/> Lubricate Balderson™ style front lift group (if equipped)	<input type="checkbox"/> Lubricate midmount scarifier (if equipped)
<input type="checkbox"/> Lubricate front axle oscillation pin	<input type="checkbox"/> Lubricate circle sideshift cylinder
<input type="checkbox"/> Lubricate front axle lean pivot casting pins	<input type="checkbox"/> Lubricate saddle locking pin
Every 250 Hours	
<input type="checkbox"/> Check battery electrolyte level and terminals	<input type="checkbox"/> Take engine oil sample
Initial Service—500 Hours ¹	
<input type="checkbox"/> Replace axle oil filter	<input type="checkbox"/> Replace transmission oil filter
Every 500 Hours	
<input type="checkbox"/> Check axle oil level	<input type="checkbox"/> Replace primary fuel filter and water separator
<input type="checkbox"/> Check tandem oil level	<input type="checkbox"/> Replace auxiliary fuel filter and water separator (if equipped)
<input type="checkbox"/> Drain and refill engine oil and replace filter	<input type="checkbox"/> Take hydraulic oil sample
<input type="checkbox"/> Drain and refill engine oil (quick service) (if equipped)	<input type="checkbox"/> Take transmission oil sample
<input type="checkbox"/> Check receiver-dryer moisture indicator	<input type="checkbox"/> Take axle oil sample
<input type="checkbox"/> Check circle gear case oil level	<input type="checkbox"/> Take tandem oil sample
<input type="checkbox"/> Check 6WD hub oil level (if equipped)	<input type="checkbox"/> Take 6WD hub oil sample (if equipped)
<input type="checkbox"/> Lubricate tandem pivots	<input type="checkbox"/> Take engine coolant sample
<input type="checkbox"/> Check brake accumulator	<input type="checkbox"/> Take diesel fuel sample
<input type="checkbox"/> Replace final fuel filter	

Service Interval

Every 1000 Hours	
<input type="checkbox"/> Drain and refill 6WD hub oil (if equipped)	<input type="checkbox"/> Check engine air intake hoses
<input type="checkbox"/> Adjust front wheel bearings—standard axle only	<input type="checkbox"/> Check coolant condition
<input type="checkbox"/> Replace fast fill fuel breather filter (if equipped)	<input type="checkbox"/> Replace fuel tank breather
Every 2000 Hours	
<input type="checkbox"/> Drain and refill axle oil	<input type="checkbox"/> Clean engine crankcase ventilation tube
<input type="checkbox"/> Drain and refill transmission oil	<input type="checkbox"/> Replace axle oil filter
<input type="checkbox"/> Drain and refill transmission oil (quick service) (if equipped)	<input type="checkbox"/> Replace hydraulic oil filter
<input type="checkbox"/> Replace rear axle breather filter and hydraulic tank breather filter	<input type="checkbox"/> Replace transmission oil filter
<input type="checkbox"/> Drain and refill circle gear case oil	<input type="checkbox"/> Transmission control unit (TCU) calibration
<input type="checkbox"/> Check and adjust engine valve lash	<input type="checkbox"/> Replace diesel exhaust fluid (DEF) dosing unit filter
Every 4000 Hours	
<input type="checkbox"/> Drain and refill hydraulic tank oil	<input type="checkbox"/> Replace diesel exhaust fluid (DEF) breather
<input type="checkbox"/> Drain and refill hydraulic tank oil (quick service) (if equipped)	<input type="checkbox"/> Replace diesel exhaust fluid (DEF) header suction filter
<input type="checkbox"/> Drain and refill tandem oil	<input type="checkbox"/> Replace diesel exhaust fluid (DEF) baffle
<input type="checkbox"/> Clean transmission pump inlet screen	<input type="checkbox"/> Clean diesel exhaust fluid (DEF) tank
Every 6000 Hours	
<input type="checkbox"/> Drain, flush, and refill cooling system	<input type="checkbox"/> Drain, flush, and refill cooling system (quick service) (if equipped)